CS103, Autumn 2026

Lecture 01:

Mathematical Proofs

Mathematical Proofs

1. Announcements
2. What is a Proof? (Proof as Dialogue)
3. The Proof Writing Triad
4. Writing Our First Proof
5. Our Second Proof
6. Interlude: More Even/Odd Results
7. Universal and Existential Statements
8. Floors, Ceilings, and Proofs by Cases
9. Recap, Action Items, and What’s Next?

Mathematical Proofs

1. **Announcements**
2. What is a Proof? (Proof as Dialogue)
3. The Proof Writing Triad
4. Writing Our First Proof
5. Our Second Proof
6. Interlude: More Even/Odd Results
7. Universal and Existential Statements
8. Floors, Ceilings, and Proofs by Cases
9. Recap, Action Items, and What’s Next?

Problem Set 0

- Problem Set 0 is due today (***Friday***) at ***11:59 PM***.
  - It needs to be completed individually.
- Need help getting Qt Creator installed? There's a Qt Creator help session running ***after class today*** until ***3:30 PM***, in ***CoDa B45***.
  - This is an emergency backstop in case you run into insurmountable issues. You can use the form on the course website to request an extension if you can't submit PS0 by 11:59 PM today because of Qt Creator install issues.
  - You can post on Ed for help, as well, but our ability to diagnose Qt issues asynchronously is limited.

Also Due Tonight

- Recitation preferences are due today (***Friday***) at ***11:59 PM***.
- Our ***Recitation Preferences Google form*** is linked on Ed.
- The form can also be used to opt out of recitation and choose the non-recitation grading structure.
- Our goal is to have a 100% response rate for initial preferences, including from those who want to opt out.
- You can update your preference (opt in or opt out) until 11:59 PM on Friday of Week 3. See our Google form for details.

Working in Pairs

- Starting with Problem Set One, you are allowed to work either individually or in pairs.
  - Each pair should make a **single joint submission**.
- We have advice about how to work effectively in pairs up on the course website; check the "Guide to Partners."
- Want to work in a pair, but don't know who to work with? Fill out our ***Problem Set Matchmaking Google form*** (linked on Ed) by 11:59 PM tonight (Friday), and we'll connect you with a partner sometime on Saturday.

Problem Set 1

- Problem Set 1 goes out today and is due ***next Friday, Oct. 2,*** at ***1:00 PM***.
  - Here's that deadline again, but in purple: ***1:00 PM***.
  - Explore the language of set theory and better intuit how it works.
  - Learn more about the structure of mathematical proofs.
  - Write your first "freehand" proofs based on your experiences.
- The problem set assumes you have finished ***various readings*** and also watched our ***video lecture on Indirect Proofs***. See notes at the top of the problem set.
- As always, ***start early***, and reach out if you have any questions.

Problem Set 1

- Problem Set 1 goes out today and is due ***next Friday, Oct. 2,*** at ***1:00 PM***.
  - Here's that deadline again, but in purple: ***1:00 PM***.
  - Explore the language of set theory and better intuit how it works.
  - Learn more about the structure of mathematical proofs.
  - Write your first "freehand" proofs based on your experiences.
- The problem set assumes you have finished ***various readings*** and also watched our ***video lecture on Indirect Proofs***. See notes at the top of the problem set.
- As always, ***start early***, and reach out if you have any questions.

Office Hours

- Office hours begin next Monday!
- Feel free to stop on by office hours – no appointment needed.
  - Check out the *Guide to Office Hours* for more information about how our OH system works.
  - The OH calendar is now available on the course website.
- It is ***completely normal*** in this class to need to get help from time to time.

PollEV Begins Monday

- Come prepared to log into PollEV. We'll give instructions on Monday, but you'll need a device connected to the wifi.
- We'll use PollEV to record attendance/participation this quarter.
- Our expectation is that those participating in PollEV are ***physically present*** in the classroom.

Outdoor Activities

- You're less than fifty miles from grassy mountains, redwood forests, Pacific coastline, beautiful wetlands, and more.
- Want to explore the area to see what it has to offer? Check out our (unofficial) Outdoor Activities Guide.

https://cs103.stanford.edu/outdoor_activities

- A sampler of what to check out:
  - Drive to the observatory in the mountains near San Jose and take in the views.
  - Visit a beach with an enormous colony of elephant seals.
  - Walk in redwood forests and pick your own bay leaves.
  - Grab cheap, high-quality food from unassuming strip malls.

Ed Announcements

Be sure to stay on top of Ed announcements throughout the quarter. You are responsible for any policies, deadlines, or reminders we publish there.

Mathematical Proofs

1. **Announcements**
2. What is a Proof? (Proof as Dialogue)
3. The Proof Writing Triad
4. Writing Our First Proof
5. Our Second Proof
6. Interlude: More Even/Odd Results
7. Universal and Existential Statements
8. Floors, Ceilings, and Proofs by Cases
9. Recap, Action Items, and What’s Next?

Mathematical Proofs

1. Announcements
2. What is a Proof? (Proof as Dialogue)
3. The Proof Writing Triad
4. Writing Our First Proof
5. Our Second Proof
6. Interlude: More Even/Odd Results
7. Universal and Existential Statements
8. Floors, Ceilings, and Proofs by Cases
9. Recap, Action Items, and What’s Next?

Mathematical Proofs

1. Announcements
2. **What is a Proof? (Proof as Dialogue)**
3. The Proof Writing Triad
4. Writing Our First Proof
5. Our Second Proof
6. Interlude: More Even/Odd Results
7. Universal and Existential Statements
8. Floors, Ceilings, and Proofs by Cases
9. Recap, Action Items, and What’s Next?

Mathematical Proofs

Terms have precise, unambiguous definitions.

Mathematical Proofs

Terms have precise, unambiguous definitions.

Mathematical Proofs

Precise, clearly articulated, logically sound arguments.

Terms have precise, unambiguous definitions.

Mathematical Proofs

Precise, clearly articulated, logically sound arguments.

Proof as Dialogue

- A mathematical proof is a dialogue between two parties: a ***proof writer*** and a ***proof reader***.
  - The ***proof writer*** knows a mathematical fact.

Proof Writer (You)

Proof as Dialogue

- A mathematical proof is a dialogue between two parties: a ***proof writer*** and a ***proof reader***.
  - The ***proof writer*** knows a mathematical fact.

Proof Writer (You)

Proof as Dialogue

- A mathematical proof is a dialogue between two parties: a ***proof writer*** and a ***proof reader***.
  - The ***proof writer*** knows a mathematical fact.

Proof Writer (You)

Proof as Dialogue

- A mathematical proof is a dialogue between two parties: a ***proof writer*** and a ***proof reader***.
  - The ***proof writer*** knows a mathematical fact.

Proof Writer (You)

Proof as Dialogue

- A mathematical proof is a dialogue between two parties: a ***proof writer*** and a ***proof reader***.
  - The ***proof writer*** knows a mathematical fact.

Proof Writer (You)

Proof as Dialogue

- A mathematical proof is a dialogue between two parties: a ***proof writer*** and a ***proof reader***.
  - The ***proof writer*** knows a mathematical fact.

Proof Writer (You)

Proof as Dialogue

- A mathematical proof is a dialogue between two parties: a ***proof writer*** and a ***proof reader***.
  - The ***proof writer*** knows a mathematical fact.
  - The ***proof reader*** is honest but skeptical.

Proof Writer (You)

Proof Reader

Proof as Dialogue

- A mathematical proof is a dialogue between two parties: a ***proof writer*** and a ***proof reader***.
  - The ***proof writer*** knows a mathematical fact.
  - The ***proof reader*** is honest but skeptical.
    - The proof writer's job is to take the reader on a journey from ignorance to understanding.

Proof Writer (You)

Proof Reader

Mathematical Proofs

1. Announcements
2. **What is a Proof? (Proof as Dialogue)**
3. The Proof Writing Triad
4. Writing Our First Proof
5. Our Second Proof
6. Interlude: More Even/Odd Results
7. Universal and Existential Statements
8. Floors, Ceilings, and Proofs by Cases
9. Recap, Action Items, and What’s Next?

Mathematical Proofs

1. Announcements
2. What is a Proof? (Proof as Dialogue)
3. The Proof Writing Triad
4. Writing Our First Proof
5. Our Second Proof
6. Interlude: More Even/Odd Results
7. Universal and Existential Statements
8. Floors, Ceilings, and Proofs by Cases
9. Recap, Action Items, and What’s Next?

Mathematical Proofs

1. Announcements
2. What is a Proof? (Proof as Dialogue)
3. **The Proof Writing Triad**
4. Writing Our First Proof
5. Our Second Proof
6. Interlude: More Even/Odd Results
7. Universal and Existential Statements
8. Floors, Ceilings, and Proofs by Cases
9. Recap, Action Items, and What’s Next?

The Proof Writing Triad

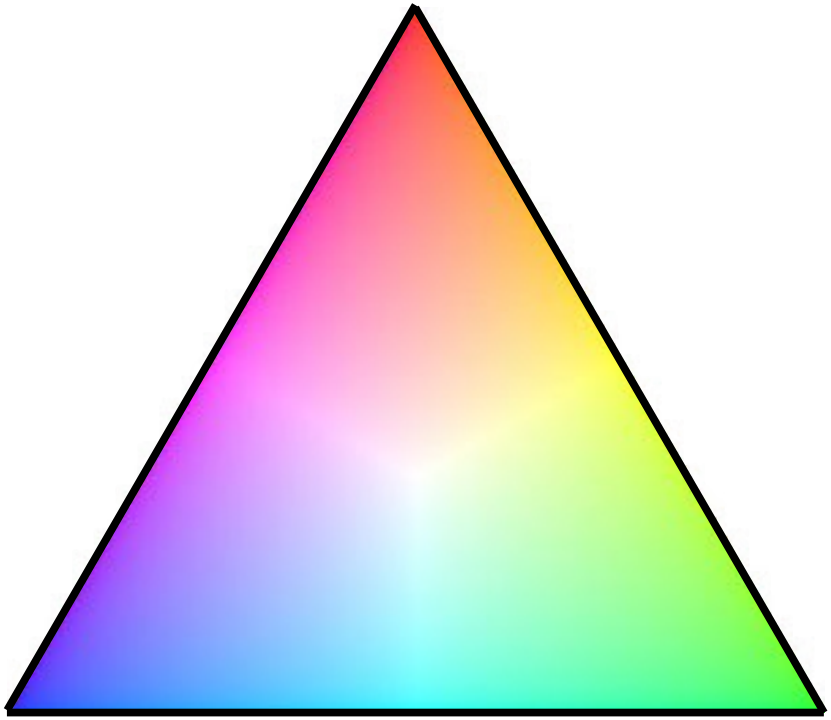

The Proof Writing Triad

What terms are used in this proof? What do they formally mean?

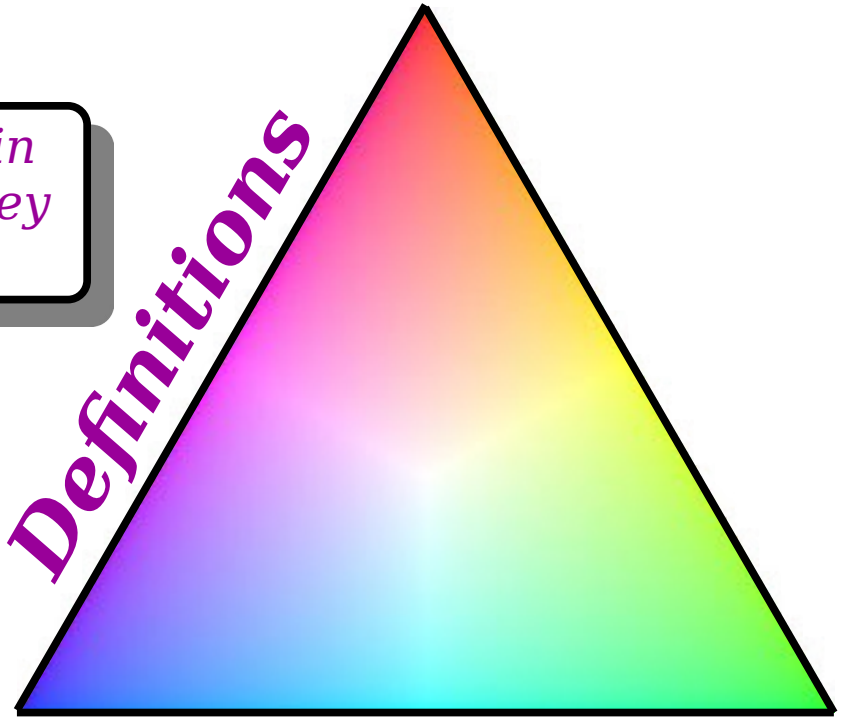

The Proof Writing Triad

What terms are used in this proof? What do they formally mean?

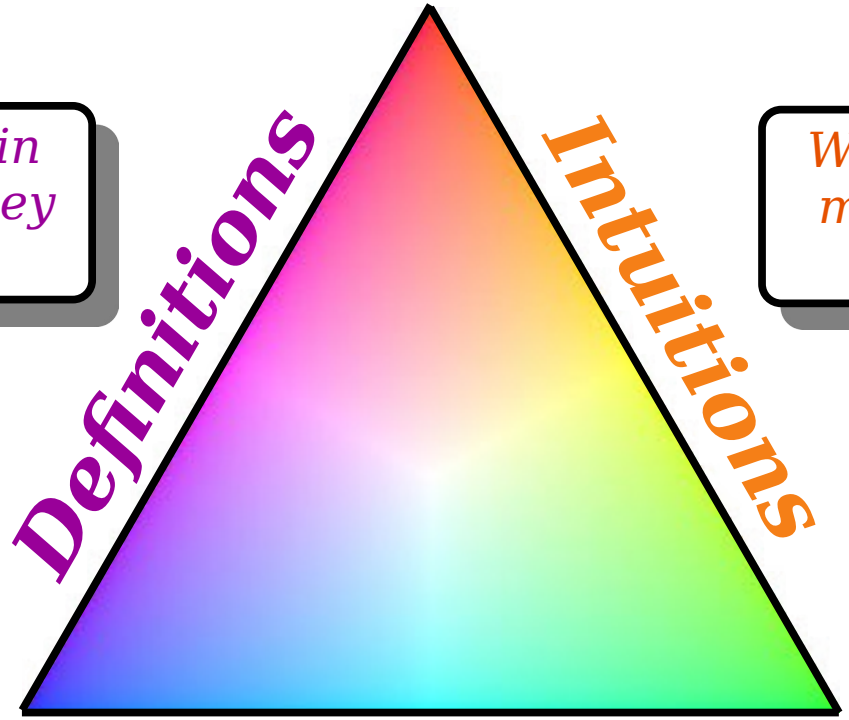

What does this theorem mean? Why, intuitively, should it be true?

The Proof Writing Triad

What terms are used in this proof? What do they formally mean?

What does this theorem mean? Why, intuitively, should it be true?

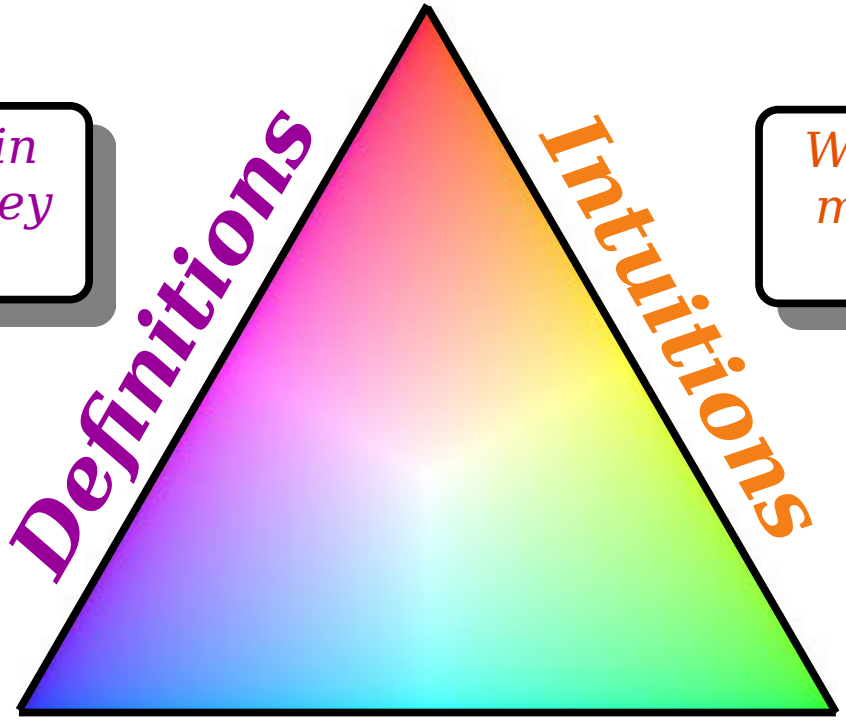

Conventions

What is the standard format for writing a proof? What are the techniques for doing so?

Mathematical Proofs

1. Announcements
2. What is a Proof? (Proof as Dialogue)
3. **The Proof Writing Triad**
4. Writing Our First Proof
5. Our Second Proof
6. Interlude: More Even/Odd Results
7. Universal and Existential Statements
8. Floors, Ceilings, and Proofs by Cases
9. Recap, Action Items, and What’s Next?

Mathematical Proofs

1. Announcements
2. What is a Proof? (Proof as Dialogue)
3. The Proof Writing Triad
4. Writing Our First Proof
5. Our Second Proof
6. Interlude: More Even/Odd Results
7. Universal and Existential Statements
8. Floors, Ceilings, and Proofs by Cases
9. Recap, Action Items, and What’s Next?

Mathematical Proofs

1. Announcements
2. What is a Proof? (Proof as Dialogue)
3. The Proof Writing Triad
4. **Writing Our First Proof**
5. Our Second Proof
6. Interlude: More Even/Odd Results
7. Universal and Existential Statements
8. Floors, Ceilings, and Proofs by Cases
9. Recap, Action Items, and What’s Next?

Writing Our First Proof

Theorem: If n is an even integer, then n^2 is even.

Writing Our First Proof

Theorem: If n is an even integer, then n^2 is even.

Writing Our First Proof

What terms are used in this proof? What do they formally mean?

Definitions

Intuitions

What does this theorem mean? Why, intuitively, should it be true?

Conventions

What is the standard format for writing a proof? What are the techniques for doing so?

Theorem: If n is an even integer, then n^2 is even.

Writing Our First Proof

What terms are used in this proof? What do they formally mean?

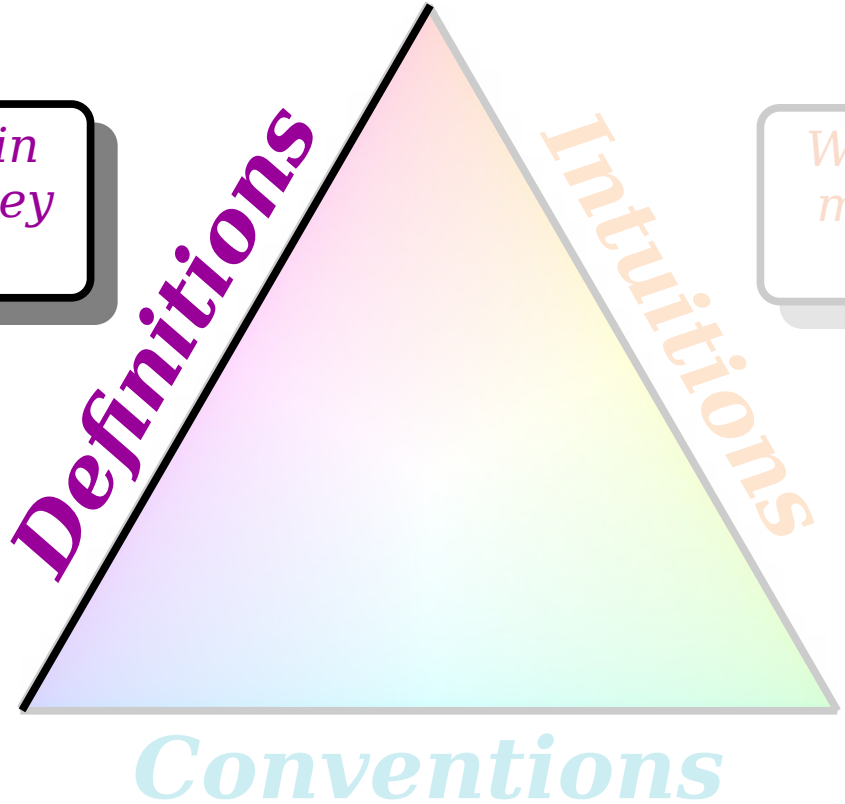

What does this theorem mean? Why, intuitively, should it be true?

What is the standard format for writing a proof? What are the techniques for doing so?

Theorem: If n is an even integer, then n^2 is even.

Writing Our First Proof

What terms are used in this proof? What do they formally mean?

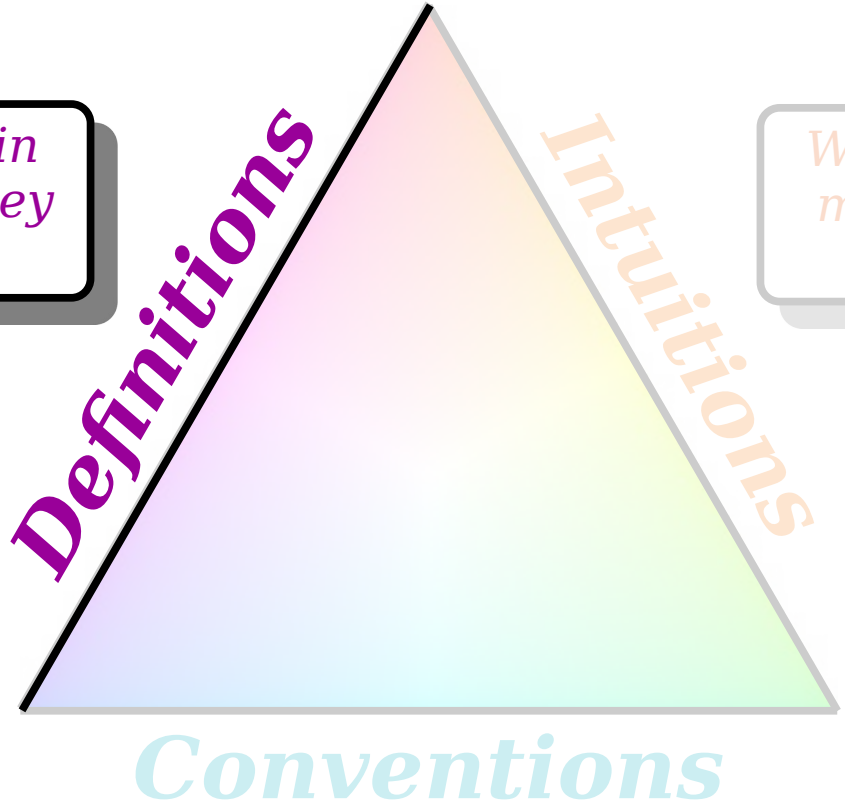

What does this theorem mean? Why, intuitively, should it be true?

What is the standard format for writing a proof? What are the techniques for doing so?

Theorem: If n is an even integer, then n^2 is even.

Writing Our First Proof

An integer n is called ***even*** if
there is an integer k where $n = 2k$.

10



$2 \cdot \mathbf{5}$

8



$2 \cdot \mathbf{4}$

0

$2 \cdot \mathbf{0}$

Writing Our First Proof

What terms are used in this proof? What do they formally mean?

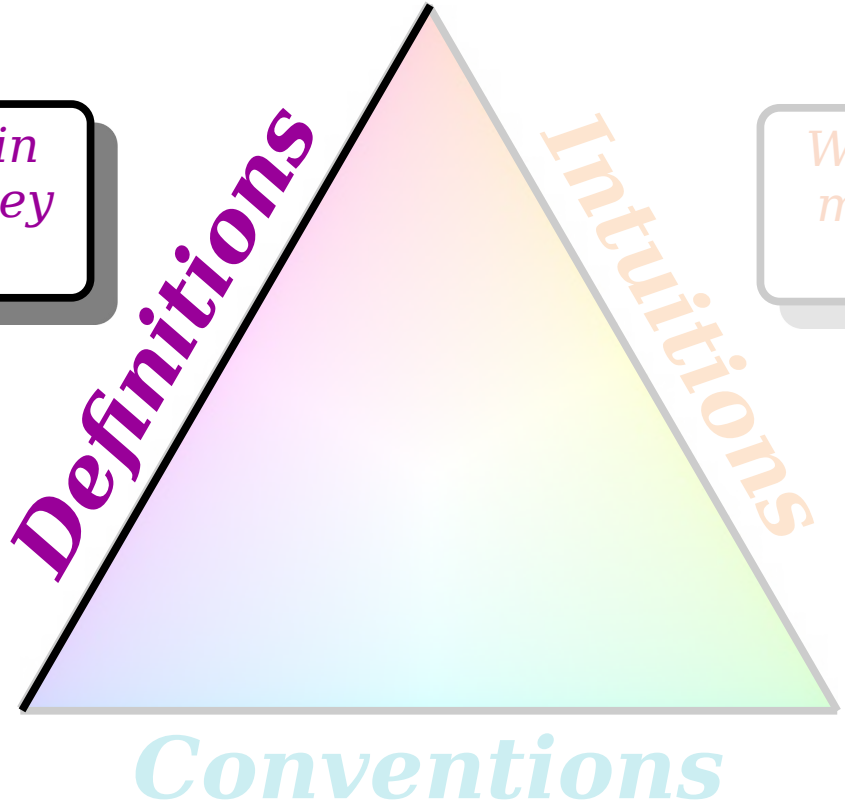

What does this theorem mean? Why, intuitively, should it be true?

What is the standard format for writing a proof? What are the techniques for doing so?

Theorem: If n is an even integer, then n^2 is even.

Writing Our First Proof

What terms are used in this proof? What do they formally mean?

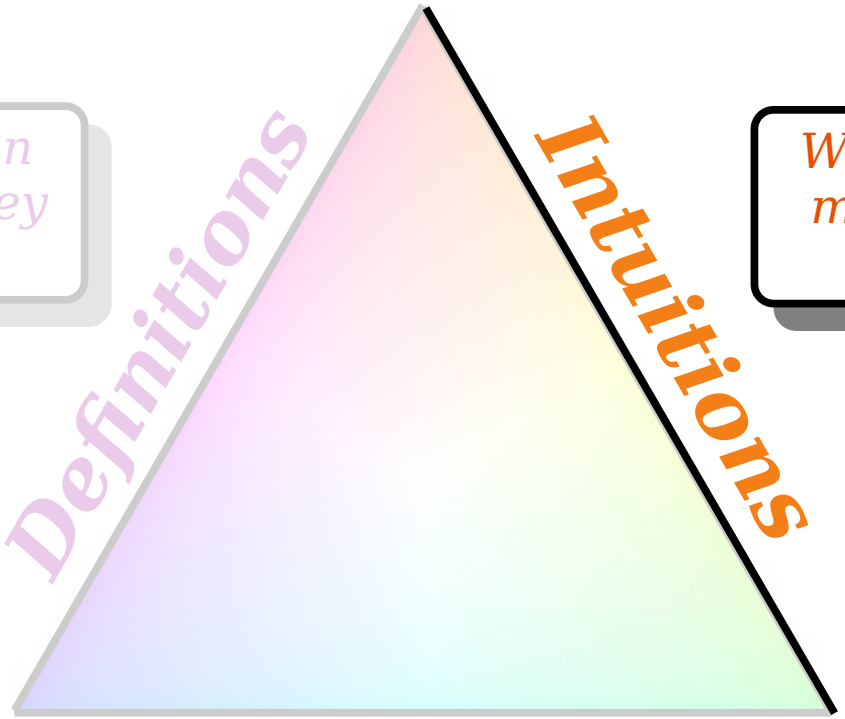

What does this theorem mean? Why, intuitively, should it be true?

What is the standard format for writing a proof? What are the techniques for doing so?

Theorem: If n is an even integer, then n^2 is even.

Let’s Try Some Examples!

Theorem: If n is an even integer, then n^2 is even.

Let's Draw Some Pictures!

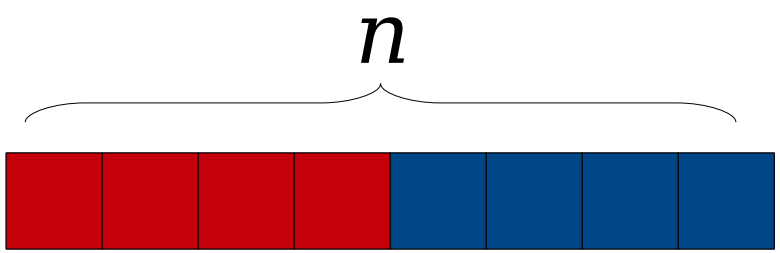

$n = 2k$

Theorem: If n is an even integer, then n^2 is even.

Let's Draw Some Pictures!

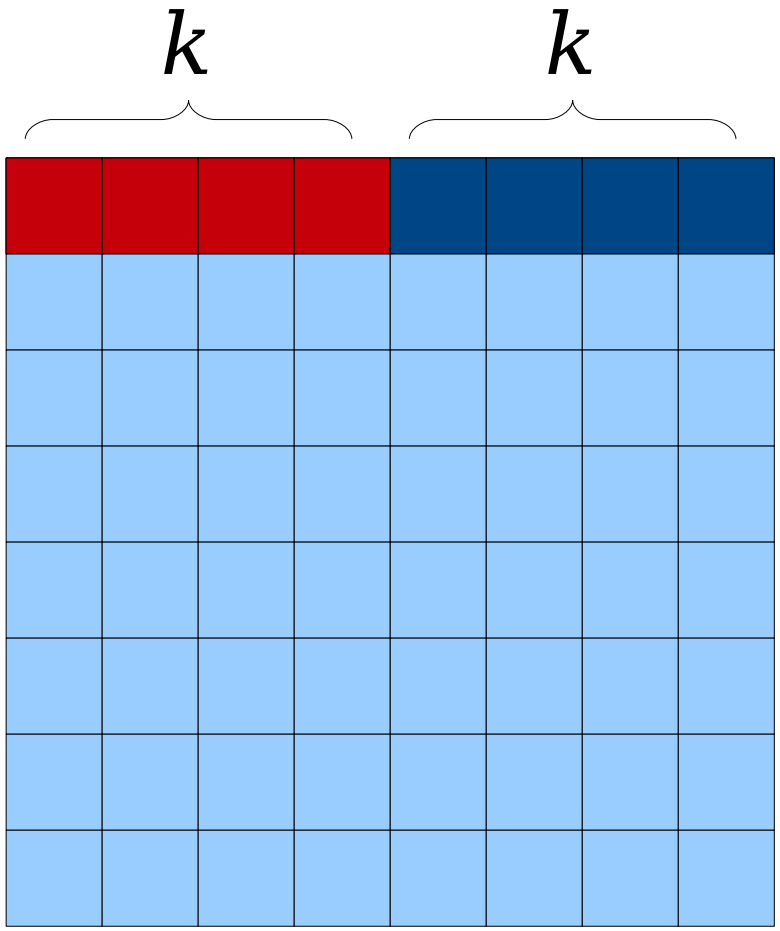

$n = 2k$

Theorem: If n is an even integer, then n^2 is even.

Let's Draw Some Pictures!

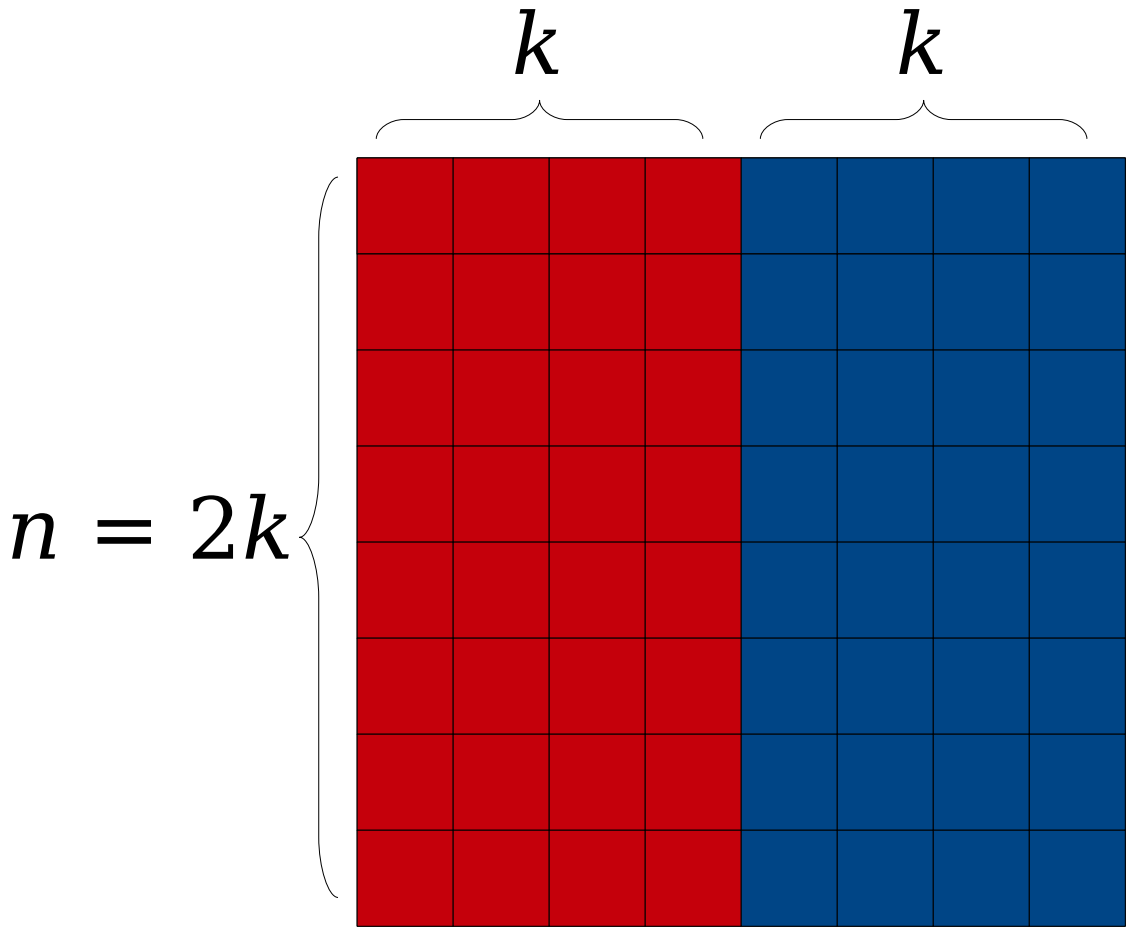

$n^2 = 2(2k^2)$

$n = 2k$

Theorem: If n is an even integer, then n^2 is even.

Writing Our First Proof

What terms are used in this proof? What do they formally mean?

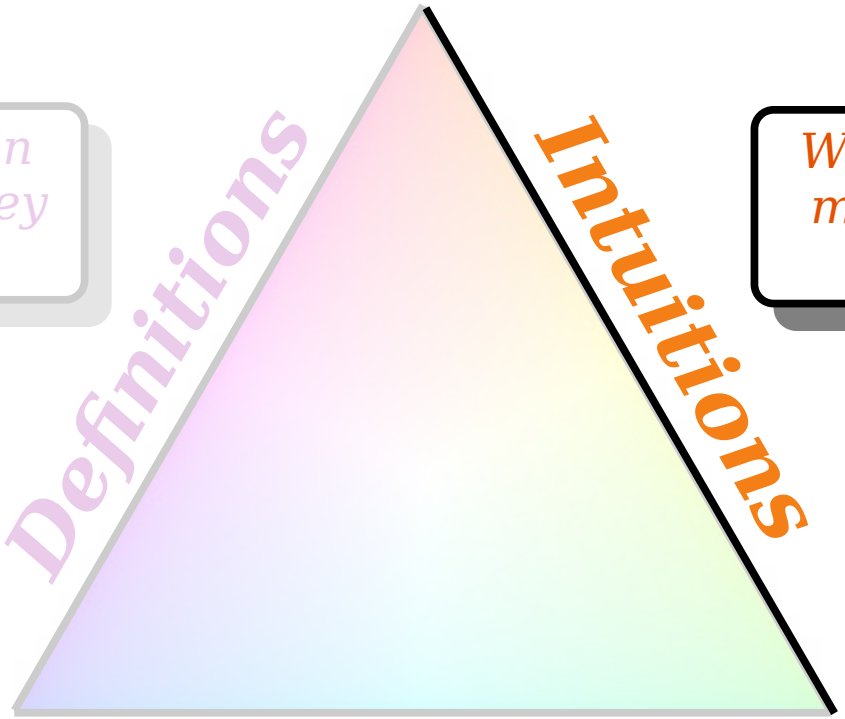

What does this theorem mean? Why, intuitively, should it be true?

What is the standard format for writing a proof? What are the techniques for doing so?

Theorem: If n is an even integer, then n^2 is even.

Writing Our First Proof

What terms are used in this proof? What do they formally mean?

What does this theorem mean? Why, intuitively, should it be true?

Conventions

What is the standard format for writing a proof? What are the techniques for doing so?

Theorem: If n is an even integer, then n^2 is even.

Writing Our First Proof

Theorem: If n is an even integer, then n^2 is even.

Writing Our First Proof

Theorem: If n is an even integer, then n^2 is even.

Proof:

Writing Our First Proof

Theorem: If n is an even integer, then n^2 is even.

Proof: Assume n is an even integer.

Writing Our First Proof

Theorem: If n is an even integer, then n^2 is even.

Proof: Assume n is an even integer. We want to show that n^2 is even.

Writing Our First Proof

Theorem: If n is an even integer, then n^2 is even.

Proof: Assume n is an even integer. We want to show that n^2 is even.

Since n is even, there is some integer k such that $n = 2k$.

Writing Our First Proof

Theorem: If n is an even integer, then n^2 is even.

Proof: Assume n is an even integer. We want to show that n^2 is even.

Since n is even, there is some integer k such that $n = 2k$. This means that

$$n^2 = (2k)^2$$

Writing Our First Proof

Theorem: If n is an even integer, then n^2 is even.

Proof: Assume n is an even integer. We want to show that n^2 is even.

Since n is even, there is some integer k such that $n = 2k$. This means that

$$\begin{aligned} n^2 &= (2k)^2 \\ &= 4k^2 \end{aligned}$$

Writing Our First Proof

Theorem: If n is an even integer, then n^2 is even.

Proof: Assume n is an even integer. We want to show that n^2 is even.

Since n is even, there is some integer k such that $n = 2k$. This means that

$$\begin{aligned} n^2 &= (2k)^2 \\ &= 4k^2 \\ &= 2(2k^2). \end{aligned}$$

Writing Our First Proof

Theorem: If n is an even integer, then n^2 is even.

Proof: Assume n is an even integer. We want to show that n^2 is even.

Since n is even, there is some integer k such that $n = 2k$. This means that

$$\begin{aligned} n^2 &= (2k)^2 \\ &= 4k^2 \\ &= 2(2k^2). \end{aligned}$$

From this, we see that there is an integer m (namely, $2k^2$) where $n^2 = 2m$.

Writing Our First Proof

Theorem: If n is an even integer, then n^2 is even.

Proof: Assume n is an even integer. We want to show that n^2 is even.

Since n is even, there is some integer k such that $n = 2k$. This means that

$$\begin{aligned} n^2 &= (2k)^2 \\ &= 4k^2 \\ &= 2(2k^2). \end{aligned}$$

From this, we see that there is an integer m (namely, $2k^2$) where $n^2 = 2m$. Therefore, n^2 is even, which is what we wanted to show.

Writing Our First Proof

Theorem: If n is an even integer, then n^2 is even.

Proof: Assume n is an even integer. We want to show that n^2 is even.

Since n is even, there is some integer k such that $n = 2k$. This means that

$$\begin{aligned} n^2 &= (2k)^2 \\ &= 4k^2 \\ &= 2(2k^2). \end{aligned}$$

From this, we see that there is an integer m (namely, $2k^2$) where $n^2 = 2m$. Therefore, n^2 is even, which is what we wanted to show. ■

Writing Our First Proof

Theorem: If n is an even integer, then n^2 is even.

Proof: Assume n is an even integer. We want to show that n^2 is even.

Since n is even, there is some integer k such that $n = 2k$. This means that

$$\begin{aligned} n^2 &= (2k)^2 \\ &= 4k^2 \\ &= 2(2k^2). \end{aligned}$$

This symbol means "end of proof"

From this, we see that there is an integer m (namely, $2k^2$) where $n^2 = 2m$. Therefore, n^2 is even, which is what we wanted to show. ■

Writing Our First Proof

Theorem: If n is an even integer, then n^2 is even.

Proof: Assume n is an even integer. We want to show that n^2 is even.

Since n is even, there is some integer k such that $n = 2k$. This means that

From this, we see
$2k^2$) where $n^2 = 2$
what we wanted t

To prove a statement of the form

"If *P* is true, then *Q* is true,"

start by asking the reader to assume that ***P*** is true.

Writing Our First Proof

Theorem: If n is an even integer, then n^2 is even.

Proof: Assume n is an even integer. We want to show that n^2 is even.

Since n is even, there is some integer k such that $n = 2k$. This means that

From this, we
$2k^2$) where n
what we wan

To prove a statement of the form

"If *P* is true, then *Q* is true,"

we assume ***P*** is true, then need to show that ***Q*** is true. Here, we're telling the reader where we're headed.

Writing Our First Proof

Theorem: If n is an even integer, then n^2 is even.

Proof: Assume n is an even integer. We want to show that n^2 is even.

Since n is even, there is some integer k such that $n = 2k$. This means that

We apply the definition of an even integer. We need to use this definition to make this proof rigorous.

From this, we see that there is an integer m (namely, $2k^2$) where $n^2 = 2m$. Therefore, n^2 is even, which is what we wanted to show. ■

Writing Our First Proof

Theorem: If n

Proof: Assume
that n^2 is even.

Notice how we use the value of ***k*** that we obtained above. Giving names to quantities, allows us to manipulate them. This is similar to variables in programs.

Since n is even, there is some integer k such that $n = 2k$. This means that

$$\begin{aligned} n^2 &= (2k)^2 \\ &= 4k^2 \\ &= 2(2k^2). \end{aligned}$$

From this, we see that there is an integer m (namely, $2k^2$) where $n^2 = 2m$. Therefore, n^2 is even, which is what we wanted to show. ■

Writing Our First Proof

Theorem: If n is an even integer, then n^2 is even.

Proof: Assume n is an even integer. We want to show that n^2 is even.

Since n
$n = 2k$.

Our ultimate goal is to prove that $\boldsymbol{n^2}$ is even. This means that we need to find some $\boldsymbol{m}$ where $\boldsymbol{n^2 = 2m}$. Here, we're explicitly showing how we can do that.

$= 4k^2$
$= 2(2k^2)$.

From this, we see that there is an integer m (namely, $2k^2$) where $n^2 = 2m$. Therefore, n^2 is even, which is what we wanted to show. ■

Writing Our First Proof

Theorem: If n is an even integer, then n^2 is even.

Proof: Assume n is an even integer. We want to show that n^2 is even.

Since n is even, there is some integer k such that $n = 2k$. This means that

$$\begin{aligned} n^2 &= (2k)^2 \\ &= 4k^2 \\ &= 2(2k^2). \end{aligned}$$

Hey, that's what we said we were going to do! We're done.

From this, we see that there is an integer m (namely, $2k^2$) where $n^2 = 2m$. Therefore, n^2 is even, which is what we wanted to show. ■

Writing Our First Proof

Theorem: If n is an even integer, then n^2 is even.

Proof: Assume n is an even integer. We want to show that n^2 is even.

Since n is even, there is some integer k such that $n = 2k$. This means that

$$\begin{aligned} n^2 &= (2k)^2 \\ &= 4k^2 \\ &= 2(2k^2). \end{aligned}$$

From this, we see that there is an integer m (namely, $2k^2$) where $n^2 = 2m$. Therefore, n^2 is even, which is what we wanted to show. ■

Mathematical Proofs

1. Announcements
2. What is a Proof? (Proof as Dialogue)
3. The Proof Writing Triad
4. **Writing Our First Proof**
5. Our Second Proof
6. Interlude: More Even/Odd Results
7. Universal and Existential Statements
8. Floors, Ceilings, and Proofs by Cases
9. Recap, Action Items, and What’s Next?

Mathematical Proofs

1. Announcements
2. What is a Proof? (Proof as Dialogue)
3. The Proof Writing Triad
4. Writing Our First Proof
5. Our Second Proof
6. Interlude: More Even/Odd Results
7. Universal and Existential Statements
8. Floors, Ceilings, and Proofs by Cases
9. Recap, Action Items, and What’s Next?

Mathematical Proofs

1. Announcements
2. What is a Proof? (Proof as Dialogue)
3. The Proof Writing Triad
4. Writing Our First Proof
5. **Our Second Proof**
6. Interlude: More Even/Odd Results
7. Universal and Existential Statements
8. Floors, Ceilings, and Proofs by Cases
9. Recap, Action Items, and What’s Next?

Our Next Proof

Theorem: For any integers m and n, if m and n are odd, then $m + n$ is even.

Our Next Proof

Theorem: For any integers m and n, if m and n are odd, then $m + n$ is even.

Our Next Proof

What terms are used in this proof? What do they formally mean?

What does this theorem mean? Why, intuitively, should it be true?

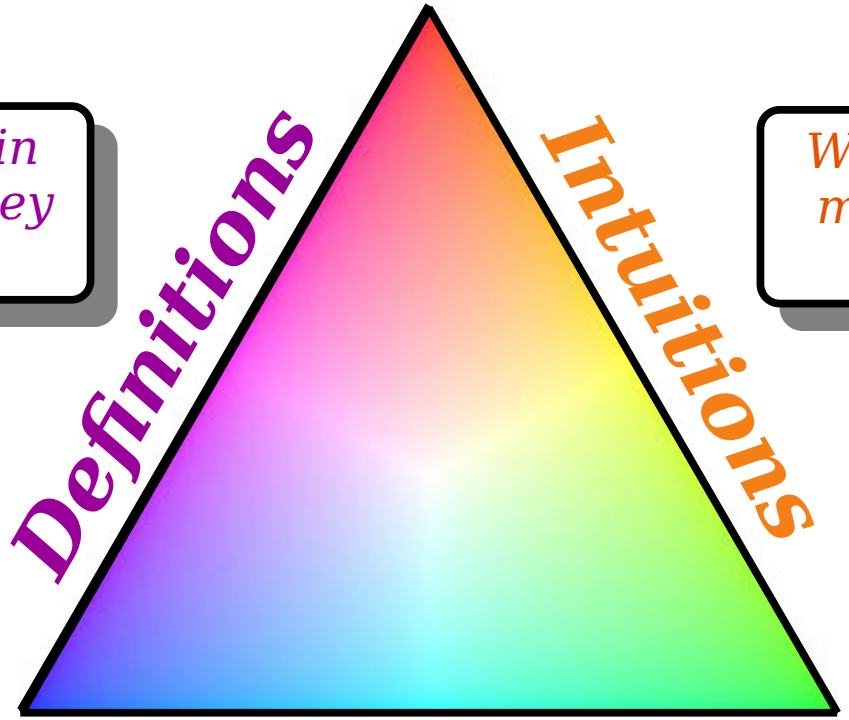

Conventions

What is the standard format for writing a proof? What are the techniques for doing so?

Theorem: For any integers m and n, if m and n are odd, then $m + n$ is even.

Our Next Proof

What terms are used in this proof? What do they formally mean?

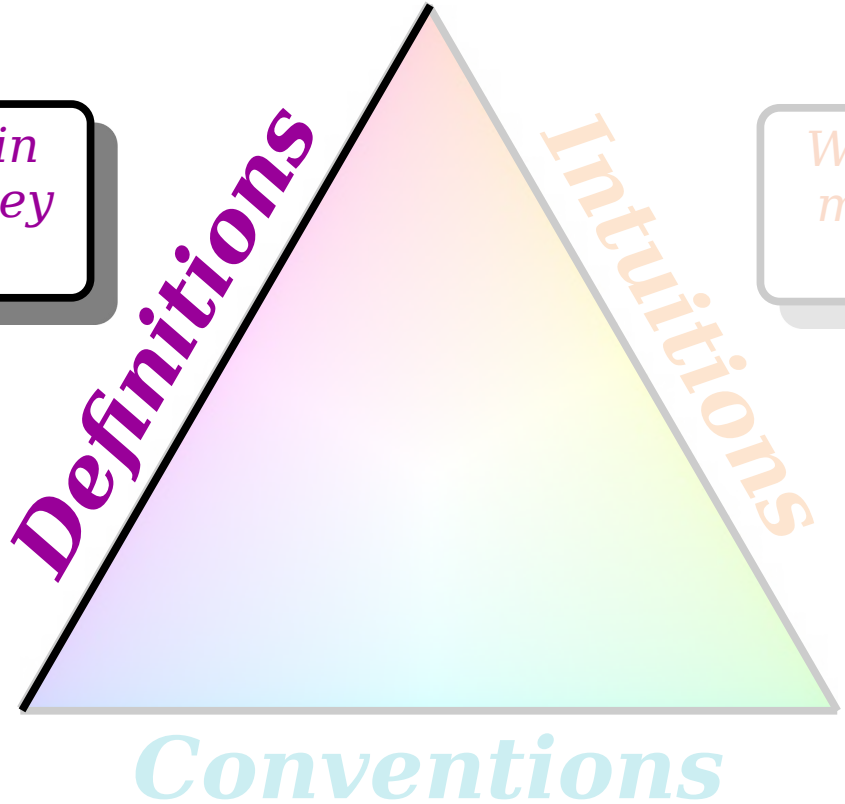

What does this theorem mean? Why, intuitively, should it be true?

What is the standard format for writing a proof? What are the techniques for doing so?

Theorem: For any integers m and n, if m and n are odd, then $m + n$ is even.

Our Next Proof

What terms are used in this proof? What do they formally mean?

Definitions

Intuitions

What does this theorem mean? Why, intuitively, should it be true?

Conventions

What is the standard format for writing a proof? What are the techniques for doing so?

Theorem: For any integers m and n, if m and n are odd, then $m + n$ is even.

Our Next Proof

An integer n is called ***odd*** if
there is an integer k where $n = 2k + 1$.

11



$2 \cdot \mathbf{5} + \mathbf{1}$

7



$2 \cdot \mathbf{3} + \mathbf{1}$

1



$2 \cdot \mathbf{0} + \mathbf{1}$

Our Next Proof

An integer n is called ***odd*** if
there is an integer k where $n = 2k + 1$.

Going forward, we'll assume the following:

1. Every integer is either even or odd.
2. No integer is both even and odd.

7

$2 \cdot \mathbf{3} + \mathbf{1}$

1

$2 \cdot \mathbf{0} + \mathbf{1}$

Our Next Proof

What terms are used in this proof? What do they formally mean?

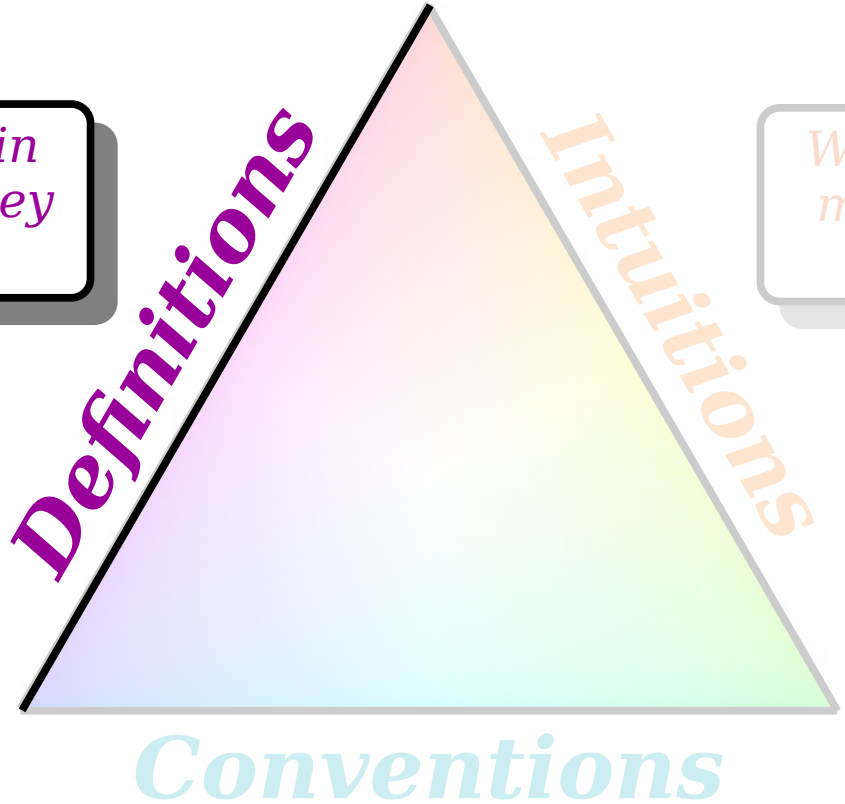

What does this theorem mean? Why, intuitively, should it be true?

What is the standard format for writing a proof? What are the techniques for doing so?

Theorem: For any integers m and n, if m and n are odd, then $m + n$ is even.

Our Next Proof

What terms are used in this proof? What do they formally mean?

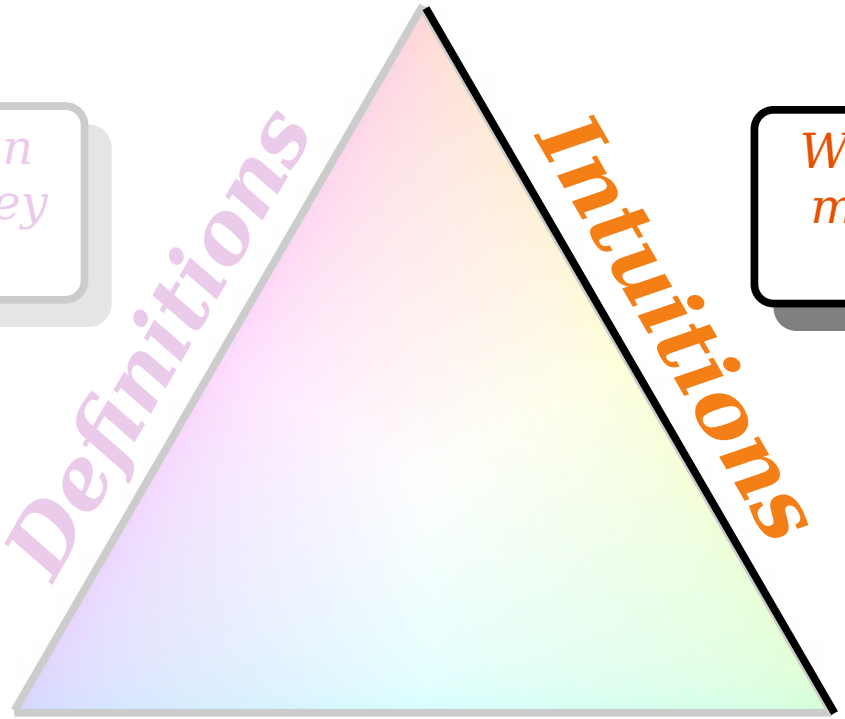

What does this theorem mean? Why, intuitively, should it be true?

What is the standard format for writing a proof? What are the techniques for doing so?

Theorem: For any integers m and n, if m and n are odd, then $m + n$ is even.

Let’s Try Some Examples!

Theorem: For any integers m and n,
if m and n are odd, then $m + n$ is even.

Let's Draw Some Pictures!

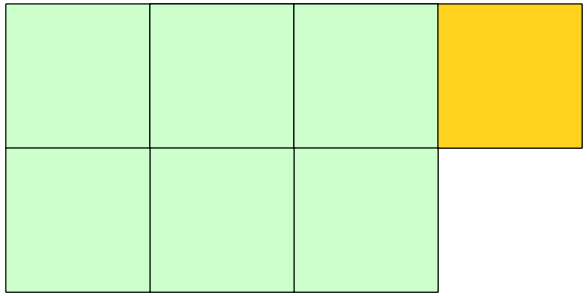

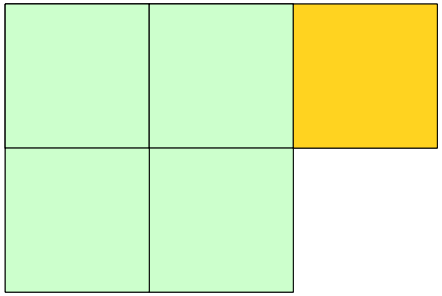

Theorem: For any integers m and n,
if m and n are odd, then $m + n$ is even.

Let's Draw Some Pictures!

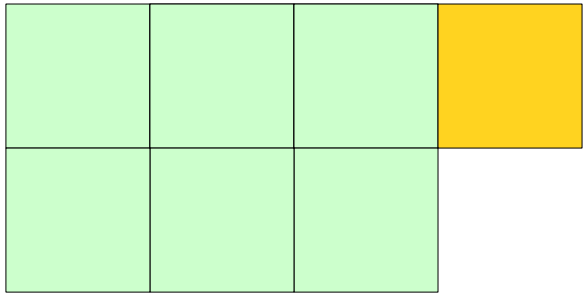

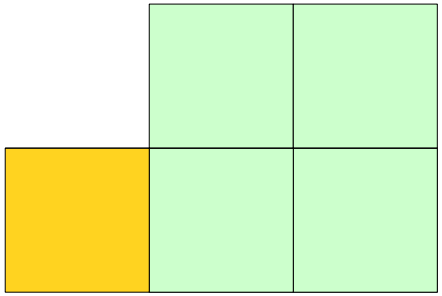

Theorem: For any integers m and n,
if m and n are odd, then $m + n$ is even.

Let's Do Some Math!

$2k+1$

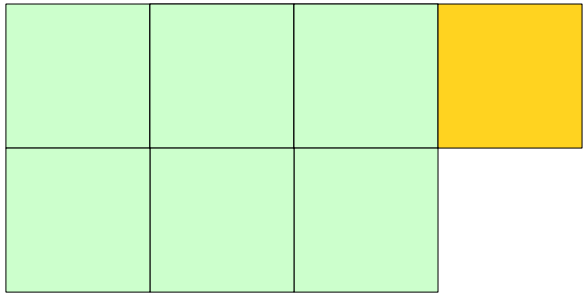

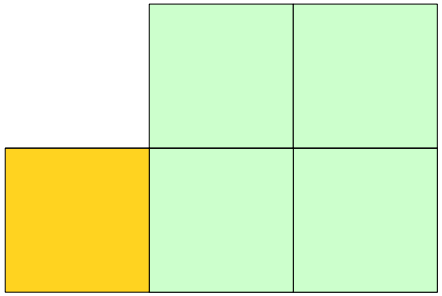

$2r+1$

Theorem: For any integers m and n,
if m and n are odd, then $m + n$ is even.

Let's Do Some Math!

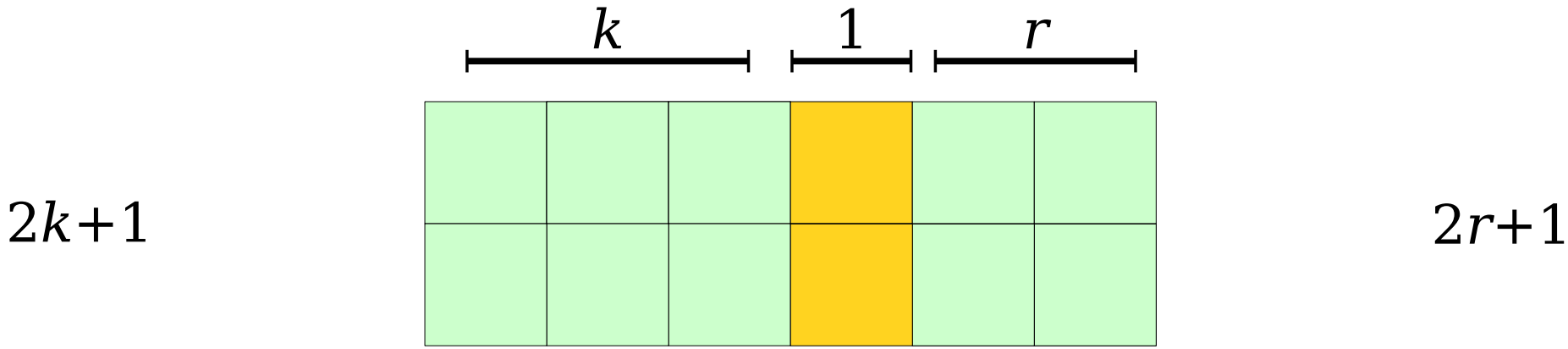

$$(2k+1) + (2r+1) = 2(k + r + 1)$$

Theorem: For any integers m and n,
if m and n are odd, then $m + n$ is even.

Our Next Proof

What terms are used in this proof? What do they formally mean?

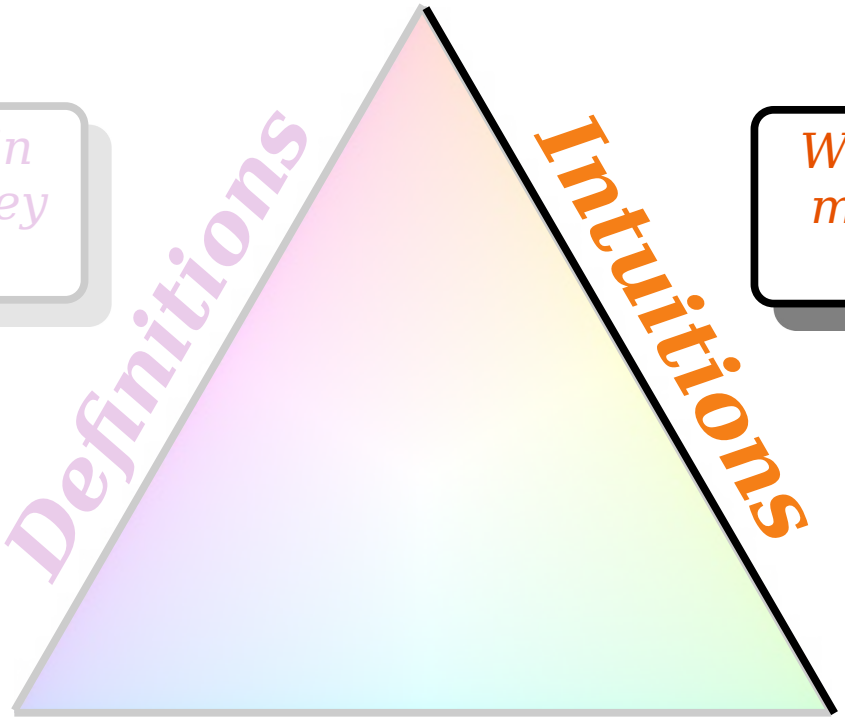

What does this theorem mean? Why, intuitively, should it be true?

What is the standard format for writing a proof? What are the techniques for doing so?

Theorem: For any integers m and n, if m and n are odd, then $m + n$ is even.

Our Next Proof

What terms are used in this proof? What do they formally mean?

What does this theorem mean? Why, intuitively, should it be true?

Conventions

What is the standard format for writing a proof? What are the techniques for doing so?

Theorem: For any integers m and n, if m and n are odd, then $m + n$ is even.

Theorem: For any integers m and n, if m and n are odd, then $m + n$ is even.

Theorem: For any integers m and n, if m and n are odd, then $m + n$ is even.

Proof:

Theorem: For any integers m and n, if m and n are odd, then $m + n$ is even.

Proof: Consider any arbitrary integers m and n where m and n are odd.

Theorem: For any integers m and n, if m and n are odd, then $m + n$ is even.

Proof: Consider any arbitrary integers m and n where m and n are odd. We need to show that $m + n$ is even.

Theorem: For any integers m and n, if m and n are odd, then $m + n$ is even.

Proof: Consider any arbitrary integers m and n where m and n are odd. We need to show that $m + n$ is even.

Since m is odd, we know that there is an integer k where

$$m = 2k + 1. \qquad (1)$$

Theorem: For any integers m and n, if m and n are odd, then $m + n$ is even.

Proof: Consider any arbitrary integers m and n where m and n are odd. We need to show that $m + n$ is even.

Since m is odd, we know that there is an integer k where

$$m = 2k + 1. \qquad (1)$$

Similarly, because n is odd there must be some integer r such that

$$n = 2r + 1. \qquad (2)$$

Theorem: For any integers m and n, if m and n are odd, then $m + n$ is even.

Proof: Consider any arbitrary integers m and n where m and n are odd. We need to show that $m + n$ is even.

Since m is odd, we know that there is an integer k where

$$m = 2k + 1. \qquad (1)$$

Similarly, because n is odd there must be some integer r such that

$$n = 2r + 1. \qquad (2)$$

By adding equations (1) and (2) we learn that

$$m + n = 2k + 1 + 2r + 1$$

Theorem: For any integers m and n, if m and n are odd, then $m + n$ is even.

Proof: Consider any arbitrary integers m and n where m and n are odd. We need to show that $m + n$ is even.

Since m is odd, we know that there is an integer k where

$$m = 2k + 1. \qquad (1)$$

Similarly, because n is odd there must be some integer r such that

$$n = 2r + 1. \qquad (2)$$

By adding equations (1) and (2) we learn that

$$\begin{aligned} m + n &= 2k + 1 + 2r + 1 \\ &= 2k + 2r + 2 \end{aligned}$$

Theorem: For any integers m and n, if m and n are odd, then $m + n$ is even.

Proof: Consider any arbitrary integers m and n where m and n are odd. We need to show that $m + n$ is even.

Since m is odd, we know that there is an integer k where

$$m = 2k + 1. \qquad (1)$$

Similarly, because n is odd there must be some integer r such that

$$n = 2r + 1. \qquad (2)$$

By adding equations (1) and (2) we learn that

$$\begin{aligned} m + n &= 2k + 1 + 2r + 1 \\ &= 2k + 2r + 2 \\ &= 2(k + r + 1). \end{aligned}$$

Theorem: For any integers m and n, if m and n are odd, then $m + n$ is even.

Proof: Consider any arbitrary integers m and n where m and n are odd. We need to show that $m + n$ is even.

Since m is odd, we know that there is an integer k where

$$m = 2k + 1. \qquad (1)$$

Similarly, because n is odd there must be some integer r such that

$$n = 2r + 1. \qquad (2)$$

By adding equations (1) and (2) we learn that

$$\begin{aligned} m + n &= 2k + 1 + 2r + 1 \\ &= 2k + 2r + 2 \\ &= 2(k + r + 1). \qquad (3) \end{aligned}$$

Theorem: For any integers m and n, if m and n are odd, then $m + n$ is even.

Proof: Consider any arbitrary integers m and n where m and n are odd. We need to show that $m + n$ is even.

Since m is odd, we know that there is an integer k where

$$m = 2k + 1. \qquad (1)$$

Similarly, because n is odd there must be some integer r such that

$$n = 2r + 1. \qquad (2)$$

By adding equations (1) and (2) we learn that

$$\begin{aligned} m + n &= 2k + 1 + 2r + 1 \\ &= 2k + 2r + 2 \\ &= 2(k + r + 1). \qquad (3) \end{aligned}$$

Equation (3) tells us that there is an integer s (namely, $k + r + 1$) such that $m + n = 2s$.

Theorem: For any integers m and n, if m and n are odd, then $m + n$ is even.

Proof: Consider any arbitrary integers m and n where m and n are odd. We need to show that $m + n$ is even.

Since m is odd, we know that there is an integer k where

$$m = 2k + 1. \qquad (1)$$

Similarly, because n is odd there must be some integer r such that

$$n = 2r + 1. \qquad (2)$$

By adding equations (1) and (2) we learn that

$$\begin{aligned} m + n &= 2k + 1 + 2r + 1 \\ &= 2k + 2r + 2 \\ &= 2(k + r + 1). \qquad (3) \end{aligned}$$

Equation (3) tells us that there is an integer s (namely, $k + r + 1$) such that $m + n = 2s$. Therefore, we see that $m + n$ is even, as required.

Theorem: For any integers m and n, if m and n are odd, then $m + n$ is even.

Proof: Consider any arbitrary integers m and n where m and n are odd. We need to show that $m + n$ is even.

Since m is odd, we know that there is an integer k where

$$m = 2k + 1. \qquad (1)$$

Similarly, because n is odd there must be some integer r such that

$$n = 2r + 1. \qquad (2)$$

By adding equations (1) and (2) we learn that

$$\begin{aligned} m + n &= 2k + 1 + 2r + 1 \\ &= 2k + 2r + 2 \\ &= 2(k + r + 1). \qquad (3) \end{aligned}$$

Equation (3) tells us that there is an integer s (namely, $k + r + 1$) such that $m + n = 2s$. Therefore, we see that $m + n$ is even, as required. ■

Theorem: For any integers m and n, if m and n are odd, then $m + n$ is even.

Proof: Consider any arbitrary integers m and n where m and n are odd. We need to show that $m + n$ is even.

Since m is odd,

Similarly, becau

By adding equat

Equation (3) tell
such that $m + n$
required. ■

We ask the reader to make an *arbitrary choice*. Rather than specifying what m and n are, we're signaling to the reader that they could, in principle, supply any choices of m and n that they'd like.

By letting the reader pick m and n arbitrarily, anything we prove about m and n will generalize to all possible choices for those values.

Theorem: For any integers m and n, if m and n are odd, then $m + n$ is even.

Proof: Consider any arbitrary integers m and n where m and n are odd. We need to show that $m + n$ is even.

Since m is

Similarly, b n that

By adding e

To prove a statement of the form

"If *P* is true, then *Q* is true,"

start by asking the reader to assume that ***P*** is true.

$$= 2k + 2r + 2$$

$$= 2(k + r + 1). \qquad (3)$$

Equation (3) tells us that there is an integer s (namely, $k + r + 1$) such that $m + n = 2s$. Therefore, we see that $m + n$ is even, as required. ■

Theorem: For any integers m and n, if m and n are odd, then $m + n$ is even.

Proof: Consider any arbitrary integers m and n where m and n are odd. We need to show that $m + n$ is even.

Since m is

Similarly, ch that

By adding

$$= 2k + 2r + 2$$

$$= 2(k + r + 1). \qquad (3)$$

Equation (3) tells us that there is an integer s (namely, $k + r + 1$) such that $m + n = 2s$. Therefore, we see that $m + n$ is even, as required. ■

To prove a statement of the form

"If *P* is true, then *Q* is true,"

after assuming ***P*** is true, you need to show that ***Q*** is true.

Theorem: For any integers m and n, if m and n are odd, then $m + n$ is even.

Proof: Consider any
odd. We need to s

Since m is odd, w

Numbering these equalities lets us refer back to them later on, making the flow of the proof a bit easier to understand.

$$m = 2k + 1. \qquad (1)$$

Similarly, because n is odd there must be some integer r such that

$$n = 2r + 1. \qquad (2)$$

By adding equations (1) and (2) we learn that

$$\begin{aligned} m + n &= 2k + 1 + 2r + 1 \\ &= 2k + 2r + 2 \\ &= 2(k + r + 1). \qquad (3) \end{aligned}$$

Equation (3) tells us that there is an integer s (namely, $k + r + 1$) such that $m + n = 2s$. Therefore, we see that $m + n$ is even, as required. ■

Theorem: For any integers m and n, if m and n are odd, then $m + n$ is even.

Proof: Consider any arbitrary integers m and n where m and n are odd. We need to show that $m + n$ is even.

Since m is odd, we know that there is an integer k where

$$m = 2k + 1. \tag{1}$$

Similarly, because n is odd there must be some integer r such that

(2)

arn that

$+ 2r + 1$

$+ 2$

$+ 1).$ (3)

integer s (namely, $k + r + 1$)

see that $m + n$ is even, as

This is a complete sentence! Proofs are expected to be written in complete sentences, so you'll often use punctuation at the end of formulas.

We recommend using the "mugga mugga" test – if you read a proof and replace all the mathematical notation with "mugga mugga," what comes back should be a valid sentence.

Theorem: For any integers m and n, if m and n are odd, then $m + n$ is even.

Proof: Consider any arbitrary integers m and n where m and n are odd. We need to show that $m + n$ is even.

Since m is odd, we know that there is an integer k where

$$m = 2k + 1. \qquad (1)$$

Similarly, because n is odd there must be some integer r such that

$$n = 2r + 1. \qquad (2)$$

By adding equations (1) and (2) we learn that

$$\begin{aligned} m + n &= 2k + 1 + 2r + 1 \\ &= 2k + 2r + 2 \\ &= 2(k + r + 1). \qquad (3) \end{aligned}$$

Equation (3) tells us that there is an integer s (namely, $k + r + 1$) such that $m + n = 2s$. Therefore, we see that $m + n$ is even, as required. ■

Mathematical Proofs

1. Announcements
2. What is a Proof? (Proof as Dialogue)
3. The Proof Writing Triad
4. Writing Our First Proof
5. **Our Second Proof**
6. Interlude: More Even/Odd Results
7. Universal and Existential Statements
8. Floors, Ceilings, and Proofs by Cases
9. Recap, Action Items, and What’s Next?

Mathematical Proofs

1. Announcements
2. What is a Proof? (Proof as Dialogue)
3. The Proof Writing Triad
4. Writing Our First Proof
5. Our Second Proof
6. Interlude: More Even/Odd Results
7. Universal and Existential Statements
8. Floors, Ceilings, and Proofs by Cases
9. Recap, Action Items, and What’s Next?

Mathematical Proofs

1. Announcements
2. What is a Proof? (Proof as Dialogue)
3. The Proof Writing Triad
4. Writing Our First Proof
5. Our Second Proof
6. **Interlude: More Even/Odd Results**
7. Universal and Existential Statements
8. Floors, Ceilings, and Proofs by Cases
9. Recap, Action Items, and What’s Next?

Interlude: More Even/Odd Results

- Here's a list of other theorems that are true about odd and even numbers:
  - ***Theorem:*** The sum and difference of any two even numbers is even.
  - ***Theorem:*** The sum and difference of an odd number and an even number is odd.
  - ***Theorem:*** The product of any integer and an even number is even.
  - ***Theorem:*** The product of any two odd numbers is odd.
- Going forward, we'll just take these results for granted. Feel free to use them in the problem sets.
- If you'd like to practice the techniques from today, try your hand at proving these results!

Mathematical Proofs

1. Announcements
2. What is a Proof? (Proof as Dialogue)
3. The Proof Writing Triad
4. Writing Our First Proof
5. Our Second Proof
6. **Interlude: More Even/Odd Results**
7. Universal and Existential Statements
8. Floors, Ceilings, and Proofs by Cases
9. Recap, Action Items, and What’s Next?

Mathematical Proofs

1. Announcements
2. What is a Proof? (Proof as Dialogue)
3. The Proof Writing Triad
4. Writing Our First Proof
5. Our Second Proof
6. Interlude: More Even/Odd Results
7. Universal and Existential Statements
8. Floors, Ceilings, and Proofs by Cases
9. Recap, Action Items, and What’s Next?

Mathematical Proofs

1. Announcements
2. What is a Proof? (Proof as Dialogue)
3. The Proof Writing Triad
4. Writing Our First Proof
5. Our Second Proof
6. Interlude: More Even/Odd Results
7. **Universal and Existential Statements**
8. Floors, Ceilings, and Proofs by Cases
9. Recap, Action Items, and What’s Next?

Universal and Existential Statements

Theorem: For any odd integer n,
there exist integers r and s where $r^2 - s^2 = n$.

Universal and Existential Statements

Theorem: For any odd integer n,
there exist integers r and s where $r^2 - s^2 = n$.

Universal and Existential Statements

What terms are used in this proof? What do they formally mean?

What does this theorem mean? Why, intuitively, should it be true?

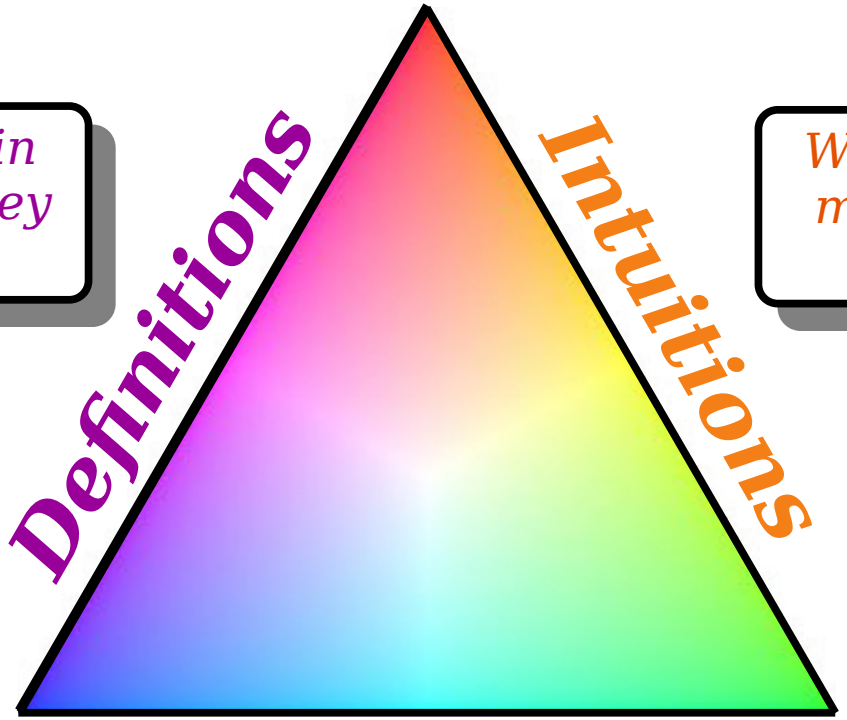

Conventions

What is the standard format for writing a proof? What are the techniques for doing so?

Theorem: For any odd integer n, there exist integers r and s where $r^2 - s^2 = n$.

Universal and Existential Statements

What terms are used in this proof? What do they formally mean?

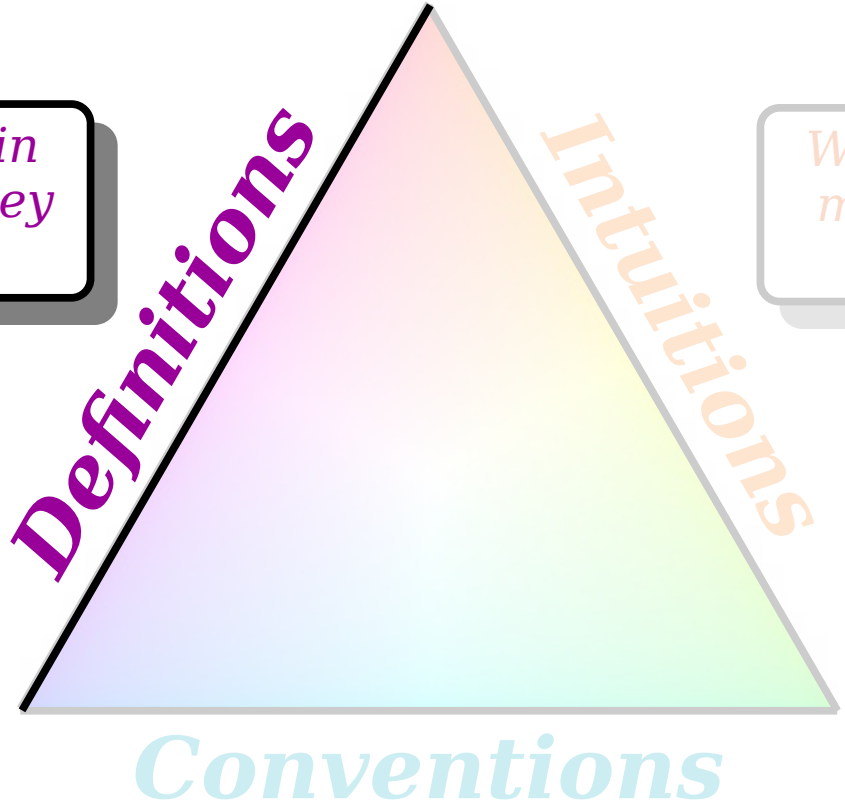

What does this theorem mean? Why, intuitively, should it be true?

What is the standard format for writing a proof? What are the techniques for doing so?

Theorem: For any odd integer n, there exist integers r and s where $r^2 - s^2 = n$.

Universal and Existential Statements

What terms are used in this proof? What do they formally mean?

Definitions

Intuitions

What does this theorem mean? Why, intuitively, should it be true?

This result is true for every possible choice of odd integer n. It'll work for $n = 1$, $n = 137$, $n = 103$, etc.

Theorem: For any odd integer n, there exist integers r and s where $r^2 - s^2 = n$.

Universal and Existential Statements

What terms are used in this proof? What do they formally mean?

What does this theorem mean? Why, intuitively, should it be true?

We aren't saying this is true for every choice of r and s. Rather, we're saying that *somewhere out there* are choices of r and s where this works.

Theorem: For any odd integer n, there exist integers r and s where $r^2 - s^2 = n$.

Universal vs. Existential Statements

- A ***universally-quantified statement*** is a statement of the form, "**For all *x*, `[some-property]` holds for *x*.**"

We've seen how to prove these statements.

- An ***existentially-quantified statement*** is a statement of the form, "**There is an *x* where `[some-property]` holds for *x*.**"

How do we prove an existentially quantified statement?

Proving an Existential Statement

- Over the course of the quarter, we will see several different ways to prove an existentially-quantified statement of the form

  There is an *x* where `[some-property]` holds for *x*.

- ***Simplest approach:***

Proving an Existential Statement

- Over the course of the quarter, we will see several different ways to prove an existentially-quantified statement of the form

  There is an *x* where `[some-property]` holds for *x*.

- ***Simplest approach:*** Search far and wide, find an *x* that has the right property, then show why your choice is correct.

Universal and Existential Statements

What terms are used in this proof? What do they formally mean?

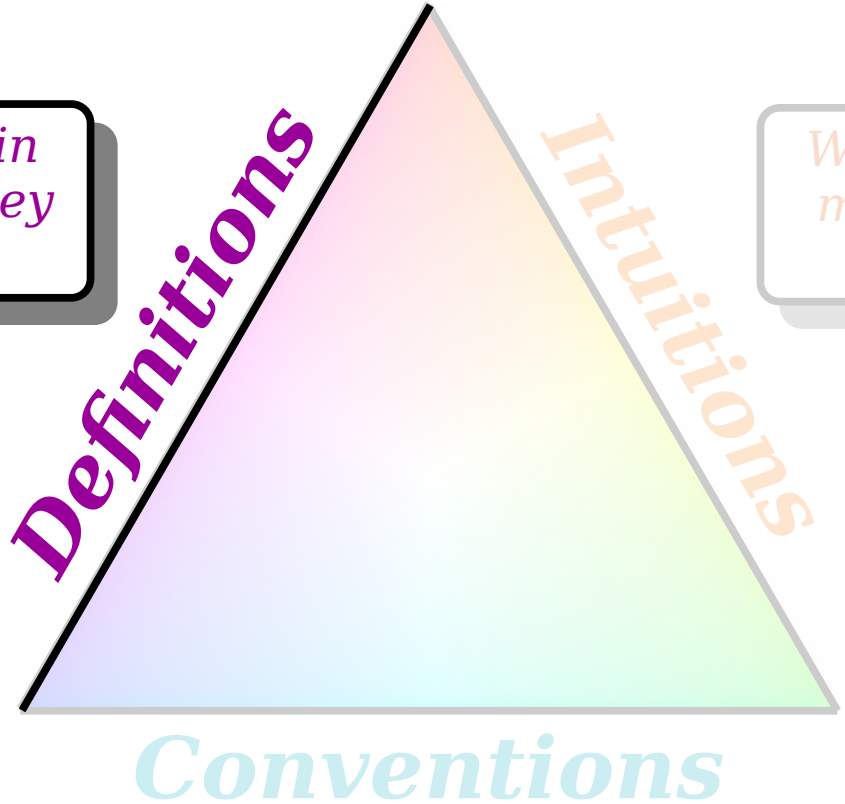

What does this theorem mean? Why, intuitively, should it be true?

What is the standard format for writing a proof? What are the techniques for doing so?

Theorem: For any odd integer n, there exist integers r and s where $r^2 - s^2 = n$.

Universal and Existential Statements

What terms are used in this proof? What do they formally mean?

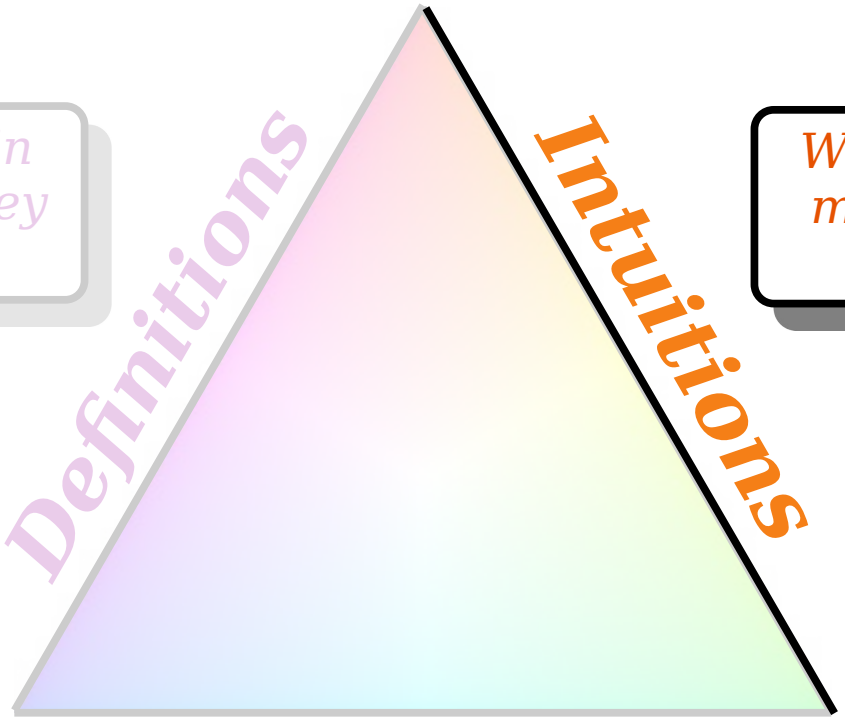

What does this theorem mean? Why, intuitively, should it be true?

What is the standard format for writing a proof? What are the techniques for doing so?

Theorem: For any odd integer n,
there exist integers r and s where $r^2 - s^2 = n$.

Let's Try Some Examples!

$$1 = ___^2 - ___^2$$

$$3 = ___^2 - ___^2$$

$$5 = ___^2 - ___^2$$

$$7 = ___^2 - ___^2$$

$$9 = ___^2 - ___^2$$

Theorem: For any odd integer n,
there exist integers r and s where $r^2 - s^2 = n$.

Let's Try Some Examples!

$$1 = \mathbf{1}^2 - \mathbf{0}^2$$

$$3 = \mathbf{2}^2 - \mathbf{1}^2$$

$$5 = \mathbf{3}^2 - \mathbf{2}^2$$

$$7 = \mathbf{4}^2 - \mathbf{3}^2$$

$$9 = \mathbf{5}^2 - \mathbf{4}^2$$

Theorem: For any odd integer n,
there exist integers r and s where $r^2 - s^2 = n$.

Let's Try Some Examples!

$$1 = 2 \cdot _ + 1 = \mathbf{1}^2 - \mathbf{0}^2$$

$$3 = 2 \cdot _ + 1 = \mathbf{2}^2 - \mathbf{1}^2$$

$$5 = 2 \cdot _ + 1 = \mathbf{3}^2 - \mathbf{2}^2$$

$$7 = 2 \cdot _ + 1 = \mathbf{4}^2 - \mathbf{3}^2$$

$$9 = 2 \cdot _ + 1 = \mathbf{5}^2 - \mathbf{4}^2$$

Theorem: For any odd integer n, there exist integers r and s where $r^2 - s^2 = n$.

Let's Try Some Examples!

$$1 = 2 \cdot \mathbf{0} + 1 = \mathbf{1}^2 - \mathbf{0}^2$$

$$3 = 2 \cdot \mathbf{1} + 1 = \mathbf{2}^2 - \mathbf{1}^2$$

$$5 = 2 \cdot \mathbf{2} + 1 = \mathbf{3}^2 - \mathbf{2}^2$$

$$7 = 2 \cdot \mathbf{3} + 1 = \mathbf{4}^2 - \mathbf{3}^2$$

$$9 = 2 \cdot \mathbf{4} + 1 = \mathbf{5}^2 - \mathbf{4}^2$$

Theorem: For any odd integer n, there exist integers r and s where $r^2 - s^2 = n$.

Let's Try Some Examples!

$$1 = 2 \cdot \mathbf{0} + 1 = \mathbf{1}^2 - \mathbf{0}^2$$

$$3 = 2 \cdot \mathbf{1} + 1 = \mathbf{2}^2 - \mathbf{1}^2$$

$$5 = 2 \cdot \mathbf{2} + 1 = \mathbf{3}^2 - \mathbf{2}^2$$

$$\mathbf{3} + 1 = \mathbf{4}^2 - \mathbf{3}^2$$

$$\mathbf{4} + 1 = \mathbf{5}^2 - \mathbf{4}^2$$

Educated Guess:

$2k + 1 = (k+1)^2 - k^2$.

Theorem: For any odd integer n, there exist integers r and s where $r^2 - s^2 = n$.

Let's Draw Some Pictures!

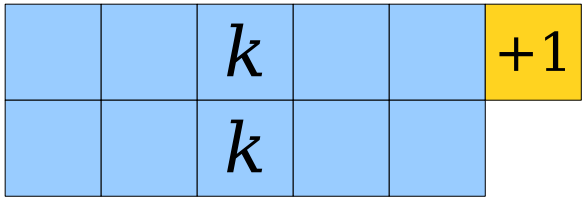

Theorem: For any odd integer n,
there exist integers r and s where $r^2 - s^2 = n$.

Let's Draw Some Pictures!

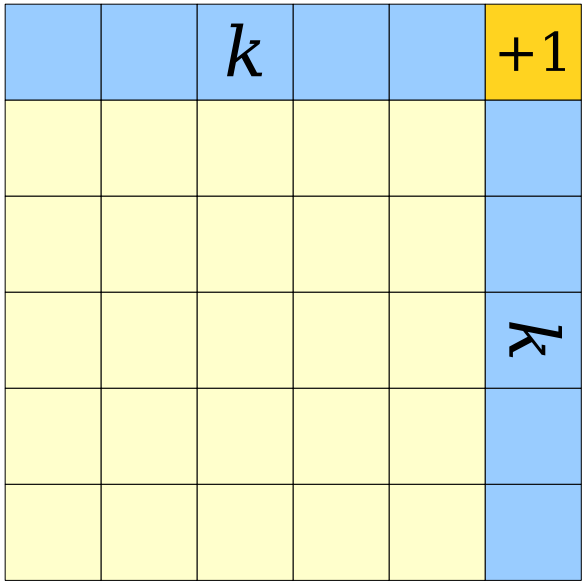

$$(k+1)^2 - k^2 = 2k+1$$

Theorem: For any odd integer n,
there exist integers r and s where $r^2 - s^2 = n$.

Universal and Existential Statements

What terms are used in this proof? What do they formally mean?

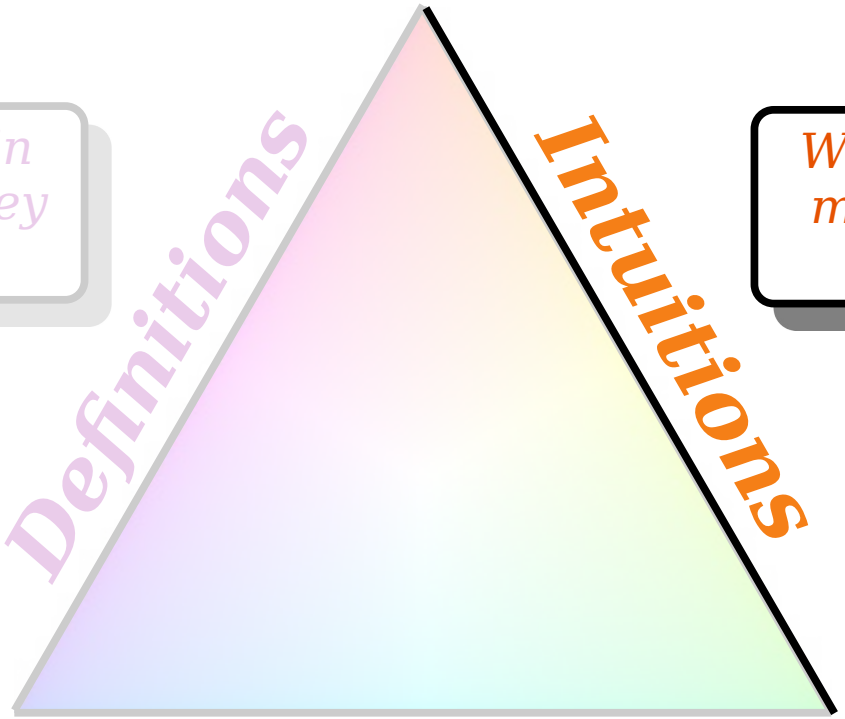

What does this theorem mean? Why, intuitively, should it be true?

What is the standard format for writing a proof? What are the techniques for doing so?

Theorem: For any odd integer n, there exist integers r and s where $r^2 - s^2 = n$.

Universal and Existential Statements

What terms are used in this proof? What do they formally mean?

What does this theorem mean? Why, intuitively, should it be true?

Conventions

What is the standard format for writing a proof? What are the techniques for doing so?

Theorem: For any odd integer n, there exist integers r and s where $r^2 - s^2 = n$.

Theorem: For any odd integer n, there exist integers r and s where $r^2 - s^2 = n$.

Theorem: For any odd integer n, there exist integers r and s where $r^2 - s^2 = n$.

Proof:

Theorem: For any odd integer n, there exist integers r and s where $r^2 - s^2 = n$.

Proof: Let n be an arbitrary odd integer.

Theorem: For any odd integer n, there exist integers r and s where $r^2 - s^2 = n$.

Proof: Let n be an arbitrary odd integer. We will show that there exist integers r and s where $r^2 - s^2 = n$.

Theorem: For any odd integer n, there exist integers r and s where $r^2 - s^2 = n$.

Proof: Let n be an arbitrary odd integer. We will show that there exist integers r and s where $r^2 - s^2 = n$.

Since n is odd, we know there is an integer k where $n = 2k + 1$.

Theorem: For any odd integer n, there exist integers r and s where $r^2 - s^2 = n$.

Proof: Let n be an arbitrary odd integer. We will show that there exist integers r and s where $r^2 - s^2 = n$.

Since n is odd, we know there is an integer k where $n = 2k + 1$. Now, let $r = k+1$ and $s = k$.

Theorem: For any odd integer n, there exist integers r and s where $r^2 - s^2 = n$.

Proof: Let n be an arbitrary odd integer. We will show that there exist integers r and s where $r^2 - s^2 = n$.

Since n is odd, we know there is an integer k where $n = 2k + 1$. Now, let $r = k+1$ and $s = k$. Then we see that

$$r^2 - s^2 \quad = \quad (k+1)^2 - k^2$$

Theorem: For any odd integer n, there exist integers r and s where $r^2 - s^2 = n$.

Proof: Let n be an arbitrary odd integer. We will show that there exist integers r and s where $r^2 - s^2 = n$.

Since n is odd, we know there is an integer k where $n = 2k + 1$. Now, let $r = k+1$ and $s = k$. Then we see that

$$\begin{aligned} r^2 - s^2 &= (k+1)^2 - k^2 \\ &= k^2 + 2k + 1 - k^2 \end{aligned}$$

Theorem: For any odd integer n, there exist integers r and s where $r^2 - s^2 = n$.

Proof: Let n be an arbitrary odd integer. We will show that there exist integers r and s where $r^2 - s^2 = n$.

Since n is odd, we know there is an integer k where $n = 2k + 1$. Now, let $r = k+1$ and $s = k$. Then we see that

$$\begin{aligned} r^2 - s^2 &= (k+1)^2 - k^2 \\ &= k^2 + 2k + 1 - k^2 \\ &= 2k + 1 \end{aligned}$$

Theorem: For any odd integer n, there exist integers r and s where $r^2 - s^2 = n$.

Proof: Let n be an arbitrary odd integer. We will show that there exist integers r and s where $r^2 - s^2 = n$.

Since n is odd, we know there is an integer k where $n = 2k + 1$. Now, let $r = k+1$ and $s = k$. Then we see that

$$\begin{aligned} r^2 - s^2 &= (k+1)^2 - k^2 \\ &= k^2 + 2k + 1 - k^2 \\ &= 2k + 1 \\ &= n. \end{aligned}$$

Theorem: For any odd integer n, there exist integers r and s where $r^2 - s^2 = n$.

Proof: Let n be an arbitrary odd integer. We will show that there exist integers r and s where $r^2 - s^2 = n$.

Since n is odd, we know there is an integer k where $n = 2k + 1$. Now, let $r = k+1$ and $s = k$. Then we see that

$$\begin{aligned} r^2 - s^2 &= (k+1)^2 - k^2 \\ &= k^2 + 2k + 1 - k^2 \\ &= 2k + 1 \\ &= n. \end{aligned}$$

This means that $r^2 - s^2 = n$, which is what we needed to show.

Theorem: For any odd integer n, there exist integers r and s where $r^2 - s^2 = n$.

Proof: Let n be an arbitrary odd integer. We will show that there exist integers r and s where $r^2 - s^2 = n$.

Since n is odd, we know there is an integer k where $n = 2k + 1$. Now, let $r = k+1$ and $s = k$. Then we see that

$$\begin{aligned} r^2 - s^2 &= (k+1)^2 - k^2 \\ &= k^2 + 2k + 1 - k^2 \\ &= 2k + 1 \\ &= n. \end{aligned}$$

This means that $r^2 - s^2 = n$, which is what we needed to show. ■

Theorem: For any odd integer n, there exist integers r and s where $r^2 - s^2 = n$.

Proof: Let n be an arbitrary odd integer. We will show that there exist integers r and s where $r^2 - s^2 = n$.

Since [illegible] here $n = 2k$ [illegible] see that

We ask the reader to make an *arbitrary choice*. Rather than specifying what ***n*** is, we're signaling to the reader that they could, in principle, supply any choice ***n*** that they'd like.

$$= \quad 2k + 1$$

$$= \quad n.$$

This means that $r^2 - s^2 = n$, which is what we needed to show. ■

Theorem: For any odd integer n, there exist integers r and s where $r^2 - s^2 = n$.

Proof: Let n be an arbitrary odd integer. We will show that there exist integers r and s where $r^2 - s^2 = n$.

Since n is odd, we know there is an integer k where $n = 2k + 1$. Now, let $r = k+$ that

$$\begin{aligned} r^2 - s^2 &= (k+ \\ &= k^2 \\ &= 2k + 1 \\ &= n. \end{aligned}$$

As always, it's helpful to write out what we need to demonstrate with the rest of the proof.

This means that $r^2 - s^2 = n$, which is what we needed to show. ■

Theorem: For any odd integer n, there exist integers r and s where $r^2 - s^2 = n$.

Proof: Let n be an arbitrary odd integer. We will show that there exist integers r and s where $r^2 - s^2 = n$.

Since n is odd, we know there is an integer k where $n = 2k + 1$. Now, let $r = k+1$ and $s = k$. Then we see that

$$\begin{aligned} r^2 - s^2 &= (k+1) \\ &= k^2 + 2 \\ &= 2k + 1 \\ &= n. \end{aligned}$$

This means that $r^2 - s^2 = n$, wh
to show. ■

We're trying to prove an existential statement. The easiest way to do that is to just give concrete choices of the objects being sought out.

Theorem: For any odd integer n, there exist integers r and s where $r^2 - s^2 = n$.

Proof: Let n be an arbitrary odd integer. We will show that there exist integers r and s where $r^2 - s^2 = n$.

Since n is odd, we know there is an integer k where $n = 2k + 1$. Now, let $r = k+1$ and $s = k$. Then we see that

$$\begin{aligned} r^2 - s^2 &= (k+1)^2 - k^2 \\ &= k^2 + 2k + 1 - k^2 \\ &= 2k + 1 \\ &= n. \end{aligned}$$

This means that $r^2 - s^2 = n$, which is what we needed to show. ■

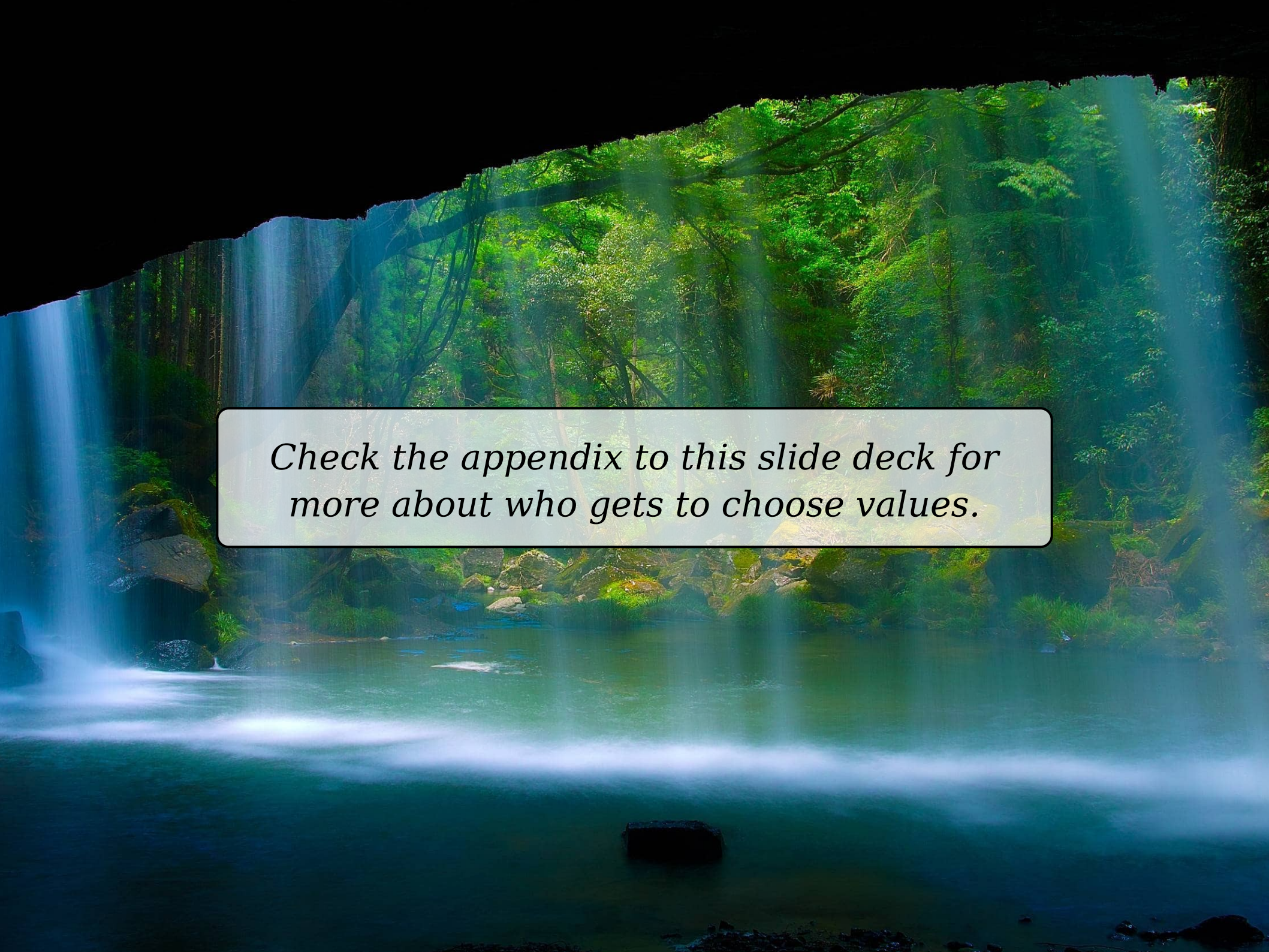

Check the appendix to this slide deck for more about who gets to choose values.

Mathematical Proofs

1. Announcements
2. What is a Proof? (Proof as Dialogue)
3. The Proof Writing Triad
4. Writing Our First Proof
5. Our Second Proof
6. Interlude: More Even/Odd Results
7. **Universal and Existential Statements**
8. Floors, Ceilings, and Proofs by Cases
9. Recap, Action Items, and What’s Next?

Mathematical Proofs

1. Announcements
2. What is a Proof? (Proof as Dialogue)
3. The Proof Writing Triad
4. Writing Our First Proof
5. Our Second Proof
6. Interlude: More Even/Odd Results
7. Universal and Existential Statements
8. Floors, Ceilings, and Proofs by Cases
9. Recap, Action Items, and What’s Next?

Mathematical Proofs

1. Announcements
2. What is a Proof? (Proof as Dialogue)
3. The Proof Writing Triad
4. Writing Our First Proof
5. Our Second Proof
6. Interlude: More Even/Odd Results
7. Universal and Existential Statements
8. **Floors, Ceilings, and Proofs by Cases**
9. Recap, Action Items, and What’s Next?

Floors and Ceilings

Theorem: If n is an integer,
then $\lceil n/2 \rceil + \lfloor n/2 \rfloor = n$.

Floors and Ceilings

Theorem: If n is an integer, then $\lceil n/2 \rceil + \lfloor n/2 \rfloor = n$.

Floors and Ceilings

What terms are used in this proof? What do they formally mean?

What does this theorem mean? Why, intuitively, should it be true?

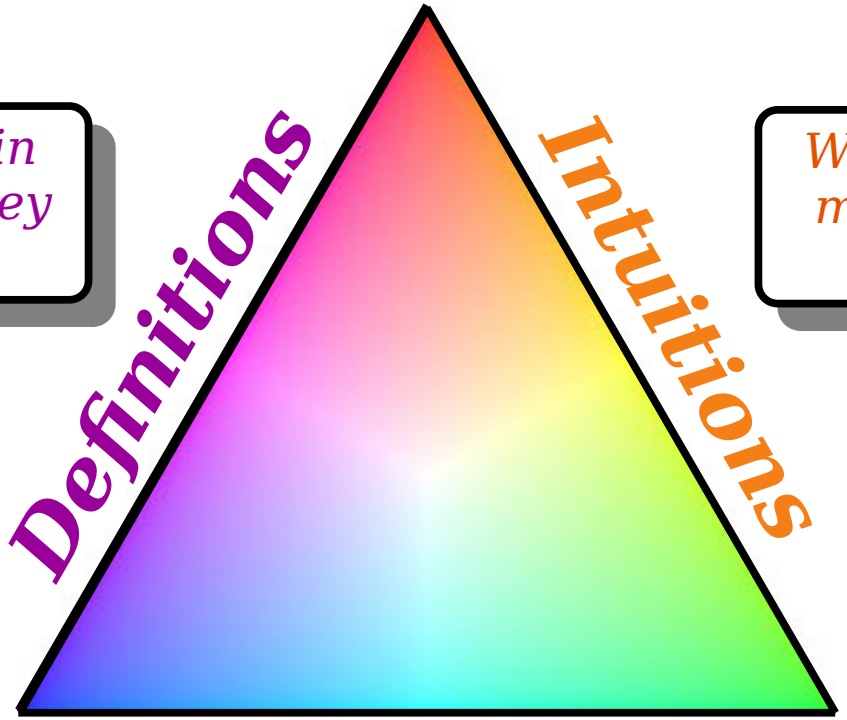

Conventions

What is the standard format for writing a proof? What are the techniques for doing so?

Theorem: If n is an integer, then $\lceil n/2 \rceil + \lfloor n/2 \rfloor = n$.

Floors and Ceilings

What terms are used in this proof? What do they formally mean?

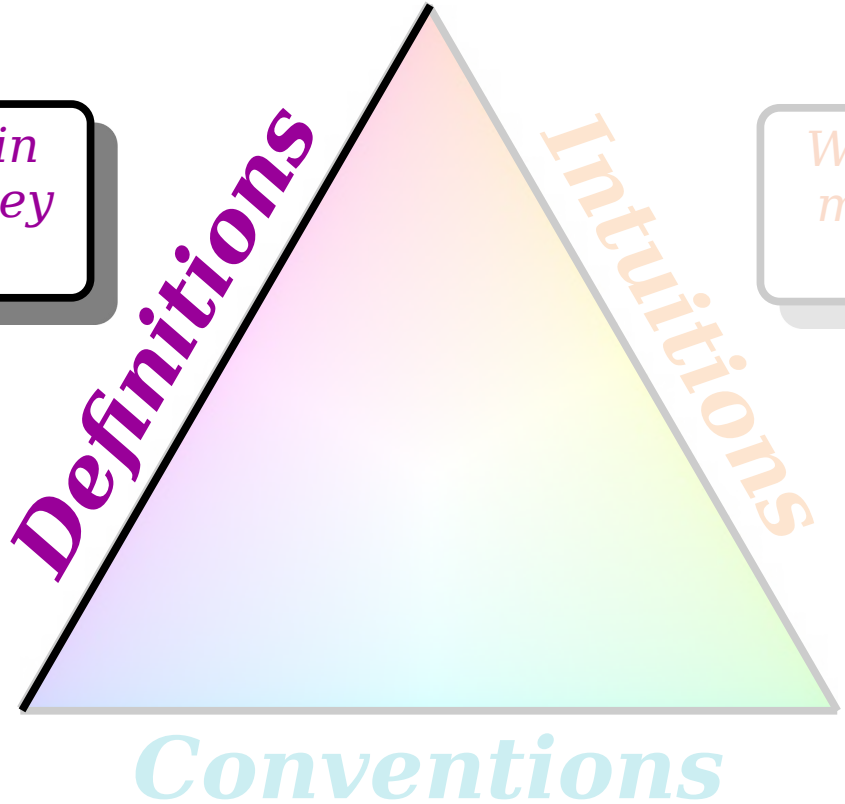

What does this theorem mean? Why, intuitively, should it be true?

What is the standard format for writing a proof? What are the techniques for doing so?

Theorem: If n is an integer, then $\lceil n/2 \rceil + \lfloor n/2 \rfloor = n$.

Floors and Ceilings

What terms are used in this proof? What do they formally mean?

Definitions

Intuitions

What does this theorem mean? Why, intuitively, should it be true?

Conventions

What is the standard format for writing a proof? What are the techniques for doing so?

Theorem: If n is an integer, then $\lceil n/2 \rceil + \lfloor n/2 \rfloor = n$.

Floors and Ceilings

- The notation $\lceil x \rceil$ represents the ***ceiling*** of x, the smallest integer greater than or equal to x.
  - ***Intuition:*** Start at x on the number line, then move to the right while you're not on a tick mark.
  - What is $\lceil 1 \rceil$? What's $\lceil 1.2 \rceil$? What's $\lceil -1.2 \rceil$?
- The notation $\lfloor x \rfloor$ represents is the ***floor*** of x, the largest integer less than or equal to x.
  - ***Intuition:*** Start at x on the number line, then move to the left while you're not on a tick mark.
  - What is $\lfloor 1 \rfloor$? What's $\lfloor 1.2 \rfloor$? What's $\lfloor -1.2 \rfloor$?

Floors and Ceilings

What terms are used in this proof? What do they formally mean?

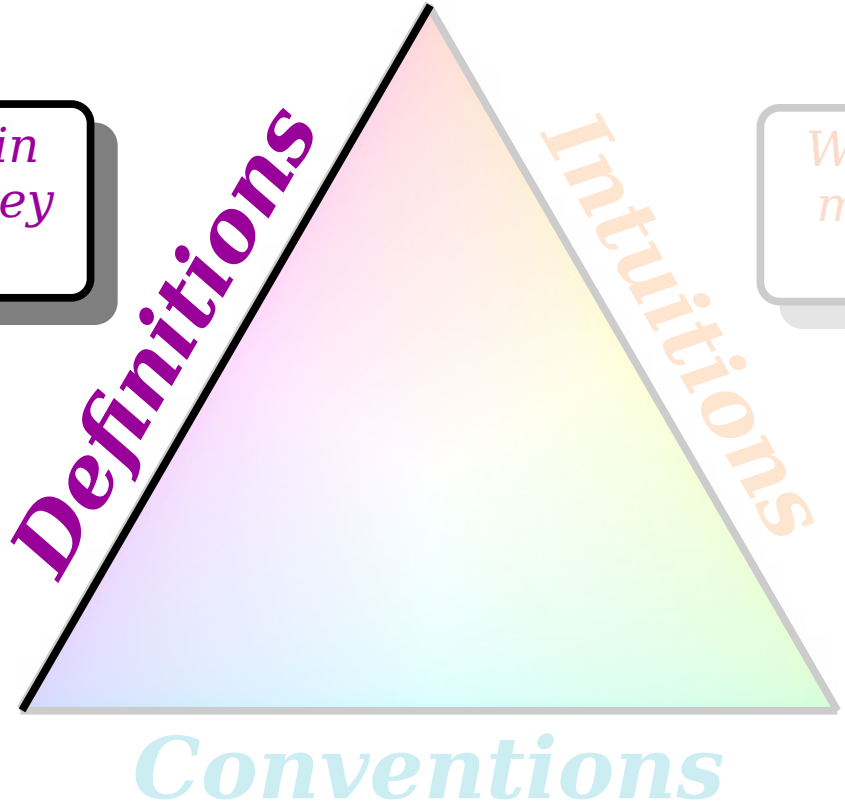

What does this theorem mean? Why, intuitively, should it be true?

What is the standard format for writing a proof? What are the techniques for doing so?

Theorem: If n is an integer, then $\lceil n/2 \rceil + \lfloor n/2 \rfloor = n$.

Floors and Ceilings

What terms are used in this proof? What do they formally mean?

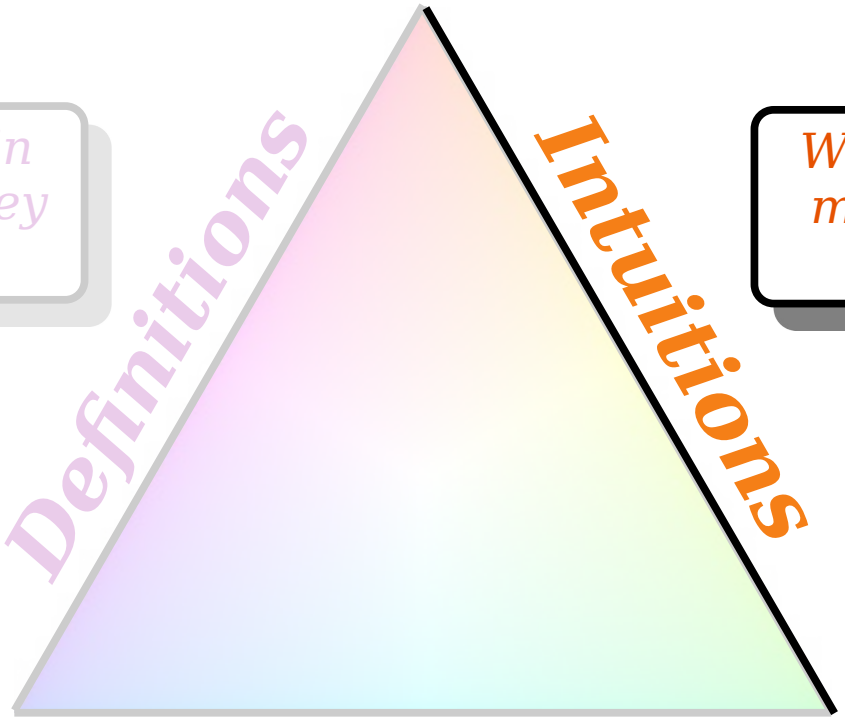

What does this theorem mean? Why, intuitively, should it be true?

What is the standard format for writing a proof? What are the techniques for doing so?

Theorem: If n is an integer, then $\lceil n/2 \rceil + \lfloor n/2 \rfloor = n$.

Let's Try Some Examples!

Theorem: If n is an integer, then $\lceil n/2 \rceil + \lfloor n/2 \rfloor = n$.

Let's Draw Some Pictures!



$$n = 2k$$

Theorem: If n is an integer, then $\lceil n/2 \rceil + \lfloor n/2 \rfloor = n$.

Let's Draw Some Pictures!

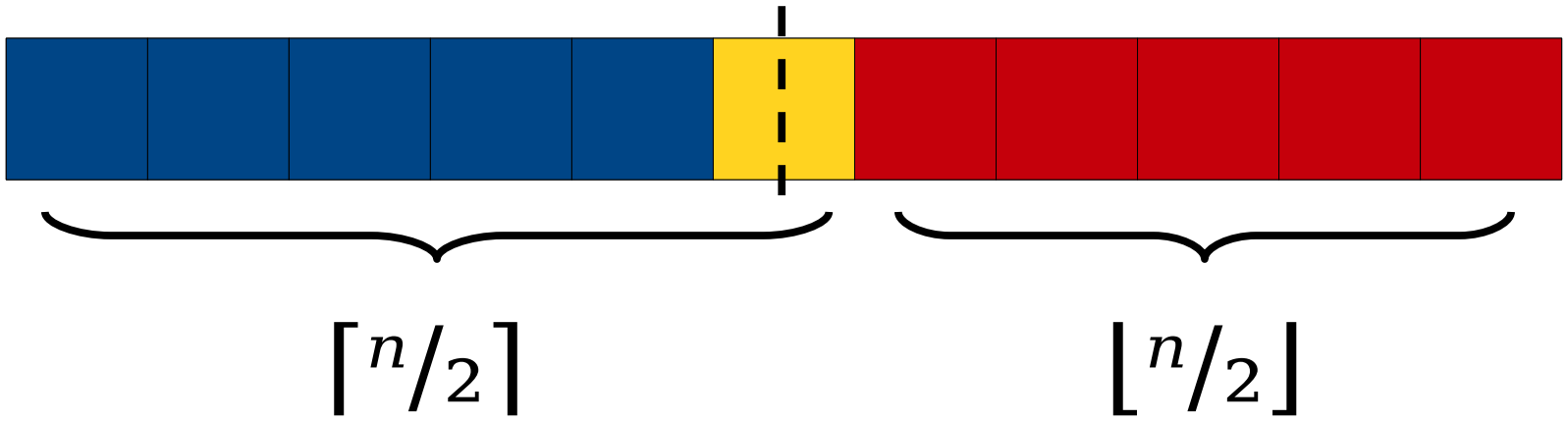

$$n = 2k + 1$$

Theorem: If n is an integer, then $\lceil n/2 \rceil + \lfloor n/2 \rfloor = n$.

Floors and Ceilings

What terms are used in this proof? What do they formally mean?

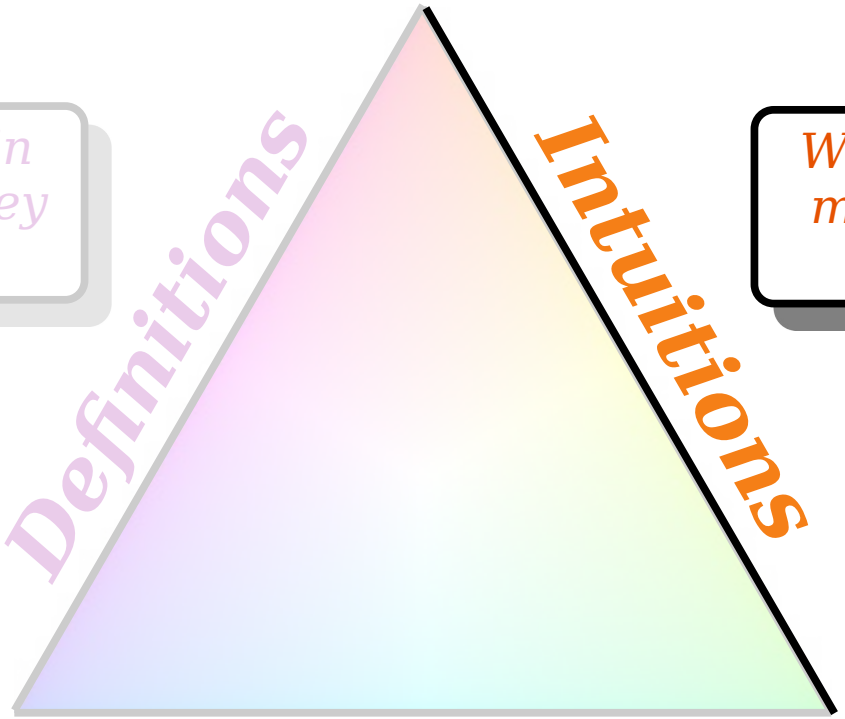

What does this theorem mean? Why, intuitively, should it be true?

What is the standard format for writing a proof? What are the techniques for doing so?

Theorem: If n is an integer, then $\lceil n/2 \rceil + \lfloor n/2 \rfloor = n$.

Floors and Ceilings

What terms are used in this proof? What do they formally mean?

What does this theorem mean? Why, intuitively, should it be true?

Conventions

What is the standard format for writing a proof? What are the techniques for doing so?

Theorem: If n is an integer, then $\lceil n/2 \rceil + \lfloor n/2 \rfloor = n$.

Theorem: If n is an integer, then $\lfloor n/2 \rfloor + \lceil n/2 \rceil = n$.

Theorem: If n is an integer, then $\lfloor n/2 \rfloor + \lceil n/2 \rceil = n$.

Proof: Let n be an integer.

Theorem: If n is an integer, then $\lfloor n/2 \rfloor + \lceil n/2 \rceil = n$.

Proof: Let n be an integer. We will show that $\lfloor n/2 \rfloor + \lceil n/2 \rceil = n$.

Theorem: If n is an integer, then $\lfloor n/2 \rfloor + \lceil n/2 \rceil = n$.

Proof: Let n be an integer. We will show that $\lfloor n/2 \rfloor + \lceil n/2 \rceil = n$. To do so, we consider two cases:

Theorem: If n is an integer, then $\lfloor n/2 \rfloor + \lceil n/2 \rceil = n$.

Proof: Let n be an integer. We will show that $\lfloor n/2 \rfloor + \lceil n/2 \rceil = n$. To do so, we consider two cases:

Case 1: n is even.

Case 2: n is odd.

Theorem: If n is an integer, then $\lfloor n/2 \rfloor + \lceil n/2 \rceil = n$.

Proof: Let n be an integer. We will show that $\lfloor n/2 \rfloor + \lceil n/2 \rceil = n$. To do so, we consider two cases:

Case 1: n is even.

Case 2: n is odd.

This is called a *proof by cases* (or *proof by exhaustion*). We split apart into one or more cases and confirm that the result is indeed true in each of them.

(Think of it like an if/else or switch statement.)

Theorem: If n is an integer, then $\lfloor n/2 \rfloor + \lceil n/2 \rceil = n$.

Proof: Let n be an integer. We will show that $\lfloor n/2 \rfloor + \lceil n/2 \rceil = n$. To do so, we consider two cases:

Case 1: n is even.

Case 2: n is odd.

Theorem: If n is an integer, then $\lfloor n/2 \rfloor + \lceil n/2 \rceil = n$.

Proof: Let n be an integer. We will show that $\lfloor n/2 \rfloor + \lceil n/2 \rceil = n$. To do so, we consider two cases:

Case 1: n is even. This means there is an integer k such that $n = 2k$.

Case 2: n is odd.

Theorem: If n is an integer, then $\lfloor n/2 \rfloor + \lceil n/2 \rceil = n$.

Proof: Let n be an integer. We will show that $\lfloor n/2 \rfloor + \lceil n/2 \rceil = n$. To do so, we consider two cases:

Case 1: n is even. This means there is an integer k such that $n = 2k$. Some algebra then tells us that

$$\left\lceil \frac{n}{2} \right\rceil + \left\lfloor \frac{n}{2} \right\rfloor = \left\lceil \frac{2k}{2} \right\rceil + \left\lfloor \frac{2k}{2} \right\rfloor$$

Case 2: n is odd.

Theorem: If n is an integer, then $\lfloor n/2 \rfloor + \lceil n/2 \rceil = n$.

Proof: Let n be an integer. We will show that $\lfloor n/2 \rfloor + \lceil n/2 \rceil = n$. To do so, we consider two cases:

Case 1: n is even. This means there is an integer k such that $n = 2k$. Some algebra then tells us that

$$\begin{aligned} \left\lceil \frac{n}{2} \right\rceil + \left\lfloor \frac{n}{2} \right\rfloor &= \left\lceil \frac{2k}{2} \right\rceil + \left\lfloor \frac{2k}{2} \right\rfloor \\ &= \lceil k \rceil + \lfloor k \rfloor \end{aligned}$$

Case 2: n is odd.

Theorem: If n is an integer, then $\lfloor n/2 \rfloor + \lceil n/2 \rceil = n$.

Proof: Let n be an integer. We will show that $\lfloor n/2 \rfloor + \lceil n/2 \rceil = n$. To do so, we consider two cases:

Case 1: n is even. This means there is an integer k such that $n = 2k$. Some algebra then tells us that

$$\begin{aligned} \left\lceil \frac{n}{2} \right\rceil + \left\lfloor \frac{n}{2} \right\rfloor &= \left\lceil \frac{2k}{2} \right\rceil + \left\lfloor \frac{2k}{2} \right\rfloor \\ &= \lceil k \rceil + \lfloor k \rfloor \\ &= 2k \end{aligned}$$

Case 2: n is odd.

Theorem: If n is an integer, then $\lfloor n/2 \rfloor + \lceil n/2 \rceil = n$.

Proof: Let n be an integer. We will show that $\lfloor n/2 \rfloor + \lceil n/2 \rceil = n$. To do so, we consider two cases:

Case 1: n is even. This means there is an integer k such that $n = 2k$. Some algebra then tells us that

$$\begin{aligned}
\left\lceil \frac{n}{2} \right\rceil + \left\lfloor \frac{n}{2} \right\rfloor &= \left\lceil \frac{2k}{2} \right\rceil + \left\lfloor \frac{2k}{2} \right\rfloor \\
&= \lceil k \rceil + \lfloor k \rfloor \\
&= 2k \\
&= n.
\end{aligned}$$

Case 2: n is odd.

Theorem: If n is an integer, then $\lfloor n/2 \rfloor + \lceil n/2 \rceil = n$.

Proof: Let n be an integer. We will show that $\lfloor n/2 \rfloor + \lceil n/2 \rceil = n$. To do so, we consider two cases:

Case 1: n is even. This means there is an integer k such that $n = 2k$. Some algebra then tells us that

$$\begin{aligned}\left\lceil \frac{n}{2} \right\rceil + \left\lfloor \frac{n}{2} \right\rfloor &= \left\lceil \frac{2k}{2} \right\rceil + \left\lfloor \frac{2k}{2} \right\rfloor \\ &= \lceil k \rceil + \lfloor k \rfloor \\ &= 2k \\ &= n.\end{aligned}$$

Case 2: n is odd. Then there's an integer k where $n = 2k + 1$, and

$$\left\lceil \frac{n}{2} \right\rceil + \left\lfloor \frac{n}{2} \right\rfloor = \left\lceil \frac{2k+1}{2} \right\rceil + \left\lfloor \frac{2k+1}{2} \right\rfloor$$

Theorem: If n is an integer, then $\lfloor n/2 \rfloor + \lceil n/2 \rceil = n$.

Proof: Let n be an integer. We will show that $\lfloor n/2 \rfloor + \lceil n/2 \rceil = n$. To do so, we consider two cases:

Case 1: n is even. This means there is an integer k such that $n = 2k$. Some algebra then tells us that

$$\begin{aligned}
\left\lceil \frac{n}{2} \right\rceil + \left\lfloor \frac{n}{2} \right\rfloor &= \left\lceil \frac{2k}{2} \right\rceil + \left\lfloor \frac{2k}{2} \right\rfloor \\
&= \lceil k \rceil + \lfloor k \rfloor \\
&= 2k \\
&= n.
\end{aligned}$$

Case 2: n is odd. Then there's an integer k where $n = 2k + 1$, and

$$\begin{aligned}
\left\lceil \frac{n}{2} \right\rceil + \left\lfloor \frac{n}{2} \right\rfloor &= \left\lceil \frac{2k+1}{2} \right\rceil + \left\lfloor \frac{2k+1}{2} \right\rfloor \\
&= \left\lceil k + \frac{1}{2} \right\rceil + \left\lfloor k + \frac{1}{2} \right\rfloor
\end{aligned}$$

Theorem: If n is an integer, then $\lfloor n/2 \rfloor + \lceil n/2 \rceil = n$.

Proof: Let n be an integer. We will show that $\lfloor n/2 \rfloor + \lceil n/2 \rceil = n$. To do so, we consider two cases:

Case 1: n is even. This means there is an integer k such that $n = 2k$. Some algebra then tells us that

$$\begin{aligned}
\left\lceil \frac{n}{2} \right\rceil + \left\lfloor \frac{n}{2} \right\rfloor &= \left\lceil \frac{2k}{2} \right\rceil + \left\lfloor \frac{2k}{2} \right\rfloor \\
&= \lceil k \rceil + \lfloor k \rfloor \\
&= 2k \\
&= n.
\end{aligned}$$

Case 2: n is odd. Then there's an integer k where $n = 2k + 1$, and

$$\begin{aligned}
\left\lceil \frac{n}{2} \right\rceil + \left\lfloor \frac{n}{2} \right\rfloor &= \left\lceil \frac{2k+1}{2} \right\rceil + \left\lfloor \frac{2k+1}{2} \right\rfloor \\
&= \left\lceil k + \frac{1}{2} \right\rceil + \left\lfloor k + \frac{1}{2} \right\rfloor \\
&= (k+1) + k
\end{aligned}$$

Theorem: If n is an integer, then $\lfloor n/2 \rfloor + \lceil n/2 \rceil = n$.

Proof: Let n be an integer. We will show that $\lfloor n/2 \rfloor + \lceil n/2 \rceil = n$. To do so, we consider two cases:

Case 1: n is even. This means there is an integer k such that $n = 2k$. Some algebra then tells us that

$$\begin{aligned}
\left\lceil \frac{n}{2} \right\rceil + \left\lfloor \frac{n}{2} \right\rfloor &= \left\lceil \frac{2k}{2} \right\rceil + \left\lfloor \frac{2k}{2} \right\rfloor \\
&= \lceil k \rceil + \lfloor k \rfloor \\
&= 2k \\
&= n.
\end{aligned}$$

Case 2: n is odd. Then there's an integer k where $n = 2k + 1$, and

$$\begin{aligned}
\left\lceil \frac{n}{2} \right\rceil + \left\lfloor \frac{n}{2} \right\rfloor &= \left\lceil \frac{2k+1}{2} \right\rceil + \left\lfloor \frac{2k+1}{2} \right\rfloor \\
&= \left\lceil k + \frac{1}{2} \right\rceil + \left\lfloor k + \frac{1}{2} \right\rfloor \\
&= (k+1) + k \\
&= 2k+1
\end{aligned}$$

Theorem: If n is an integer, then $\lfloor n/2 \rfloor + \lceil n/2 \rceil = n$.

Proof: Let n be an integer. We will show that $\lfloor n/2 \rfloor + \lceil n/2 \rceil = n$. To do so, we consider two cases:

Case 1: n is even. This means there is an integer k such that $n = 2k$. Some algebra then tells us that

$$\begin{aligned}
\left\lceil \frac{n}{2} \right\rceil + \left\lfloor \frac{n}{2} \right\rfloor &= \left\lceil \frac{2k}{2} \right\rceil + \left\lfloor \frac{2k}{2} \right\rfloor \\
&= \lceil k \rceil + \lfloor k \rfloor \\
&= 2k \\
&= n.
\end{aligned}$$

Case 2: n is odd. Then there's an integer k where $n = 2k + 1$, and

$$\begin{aligned}
\left\lceil \frac{n}{2} \right\rceil + \left\lfloor \frac{n}{2} \right\rfloor &= \left\lceil \frac{2k+1}{2} \right\rceil + \left\lfloor \frac{2k+1}{2} \right\rfloor \\
&= \left\lceil k + \frac{1}{2} \right\rceil + \left\lfloor k + \frac{1}{2} \right\rfloor \\
&= (k+1) + k \\
&= 2k+1 \\
&= n.
\end{aligned}$$

Theorem: If n is an integer, then $\lfloor n/2 \rfloor + \lceil n/2 \rceil = n$.

Proof: Let n be an integer. We will show that $\lfloor n/2 \rfloor + \lceil n/2 \rceil = n$. To do so, we consider two cases:

Case 1: n is even. This means there is an integer k such that $n = 2k$. Some algebra then tells us that

$$\begin{aligned}
\left\lceil \frac{n}{2} \right\rceil + \left\lfloor \frac{n}{2} \right\rfloor &= \left\lceil \frac{2k}{2} \right\rceil + \left\lfloor \frac{2k}{2} \right\rfloor \\
&= \lceil k \rceil + \lfloor k \rfloor \\
&= 2k \\
&= n.
\end{aligned}$$

Case 2: n is odd. Then there's an integer k where $n = 2k + 1$, and

$$\begin{aligned}
\left\lceil \frac{n}{2} \right\rceil + \left\lfloor \frac{n}{2} \right\rfloor &= \left\lceil \frac{2k+1}{2} \right\rceil + \left\lfloor \frac{2k+1}{2} \right\rfloor \\
&= \left\lceil k + \frac{1}{2} \right\rceil + \left\lfloor k + \frac{1}{2} \right\rfloor \\
&= (k+1) + k \\
&= 2k+1 \\
&= n.
\end{aligned}$$

In either case, we see that $\lfloor n/2 \rfloor + \lceil n/2 \rceil = n$, as required. ∎

Theorem: If n is an integer, then $\lfloor n/2 \rfloor + \lceil n/2 \rceil = n$.

Proof: Let n be an integer. We will show that $\lfloor n/2 \rfloor + \lceil n/2 \rceil = n$. To do so, we consider two cases:

Case 1: n is even. This means there is an integer k such that $n = 2k$. Some algebra then tells us that

$$\begin{aligned}\left\lceil \frac{n}{2} \right\rceil + \left\lfloor \frac{n}{2} \right\rfloor &= \left\lceil \frac{2k}{2} \right\rceil + \left\lfloor \frac{2k}{2} \right\rfloor \\ &= \lceil k \rceil + \lfloor k \rfloor \\ &= 2k \\ &= n.\end{aligned}$$

Case 2: n is odd. Then there's an integer k where $n = 2k + 1$, and

$$\left\lceil \frac{n}{2} \right\rceil + \left\lfloor \frac{n}{2} \right\rfloor = \left\lceil \frac{2k+1}{2} \right\rceil + \left\lfloor \frac{2k+1}{2} \right\rfloor$$

At the end of a split into cases, it's a nice courtesy to explain to the reader what it was that you established in each case.

$$= n.$$

In either case, we see that $\lfloor n/2 \rfloor + \lceil n/2 \rceil = n$, as required. ∎

Theorem: If n is an integer, then $\lfloor n/2 \rfloor + \lceil n/2 \rceil = n$.

Proof: Let n be an integer. We will show that $\lfloor n/2 \rfloor + \lceil n/2 \rceil = n$. To do so, we consider two cases:

Case 1: n is even. This means there is an integer k such that $n = 2k$. Some algebra then tells us that

$$\begin{aligned}
\left\lceil \frac{n}{2} \right\rceil + \left\lfloor \frac{n}{2} \right\rfloor &= \left\lceil \frac{2k}{2} \right\rceil + \left\lfloor \frac{2k}{2} \right\rfloor \\
&= \lceil k \rceil + \lfloor k \rfloor \\
&= 2k \\
&= n.
\end{aligned}$$

Case 2: n is odd. Then there's an integer k where $n = 2k + 1$, and

$$\begin{aligned}
\left\lceil \frac{n}{2} \right\rceil + \left\lfloor \frac{n}{2} \right\rfloor &= \left\lceil \frac{2k+1}{2} \right\rceil + \left\lfloor \frac{2k+1}{2} \right\rfloor \\
&= \left\lceil k + \frac{1}{2} \right\rceil + \left\lfloor k + \frac{1}{2} \right\rfloor \\
&= (k+1) + k \\
&= 2k+1 \\
&= n.
\end{aligned}$$

In either case, we see that $\lfloor n/2 \rfloor + \lceil n/2 \rceil = n$, as required. ■

Mathematical Proofs

1. Announcements
2. What is a Proof? (Proof as Dialogue)
3. The Proof Writing Triad
4. Writing Our First Proof
5. Our Second Proof
6. Interlude: More Even/Odd Results
7. Universal and Existential Statements
8. **Floors, Ceilings, and Proofs by Cases**
9. Recap, Action Items, and What’s Next?

Mathematical Proofs

1. Announcements
2. What is a Proof? (Proof as Dialogue)
3. The Proof Writing Triad
4. Writing Our First Proof
5. Our Second Proof
6. Interlude: More Even/Odd Results
7. Universal and Existential Statements
8. Floors, Ceilings, and Proofs by Cases
9. Recap, Action Items, and What’s Next?

Mathematical Proofs

1. Announcements
2. What is a Proof? (Proof as Dialogue)
3. The Proof Writing Triad
4. Writing Our First Proof
5. Our Second Proof
6. Interlude: More Even/Odd Results
7. Universal and Existential Statements
8. Floors, Ceilings, and Proofs by Cases
9. **Recap, Action Items, and What's Next?**

Recap

What terms are used in this proof? What do they formally mean?

What does this theorem mean? Why, intuitively, should it be true?

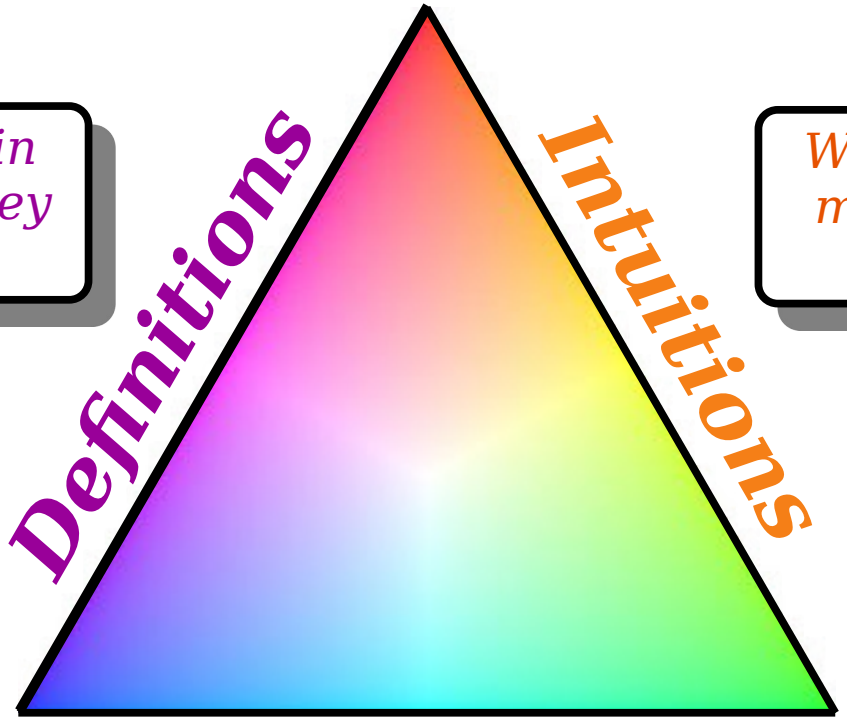

Conventions

What is the standard format for writing a proof? What are the techniques for doing so?

Key Takeaway: Writing a good proof requires a blend of definitions, intuitions, and conventions.

Recap

- ***Definitions*** tell us what we need to do in a proof. Many proofs directly reference these definitions.

An integer n is ***even*** if there is an integer k where $n = 2k$.

An integer n is ***odd*** if there is an integer k where $n = 2k+1$.

Recap

- ***Definitions*** tell us what we need to do in a proof. Many proofs directly reference these definitions.
- Building ***intuition*** for results requires creativity, trial, and error.

Let's draw some pictures!

Let's do some math!

Let's try some examples!

Recap

- ***Definitions*** tell us what we need to do in a proof. Many proofs directly reference these definitions.
- Building ***intuition*** for results requires creativity, trial, and error.
- Mathematical proofs have established ***conventions*** that increase rigor and readability.

Recap

- Mathematical proofs have established ***conventions*** that increase rigor and readability.
  - Procedural:
    - Prove universal statements by making arbitrary choices.
    - Prove existential statements by making concrete choices.
    - Prove “If P, then Q” by assuming P and proving Q.
  - Stylistic:
    - Write in complete sentences.
    - Number sub-formulas when referring to them.
    - Summarize what was shown in proofs by cases.
    - Articulate your start and end points.

Your Action Items

- ***Read the following guides.***
  - Guide to $\in$ and $\subseteq$
  - Guide to Proofs
  - Guide to Partners.
- ***Finish and submit Problem Set 0.***
  - Don't put this off until the last minute!
- ***Watch our lecture on Indirect Proofs before Monday.***
- ***Finish and submit Problem Set 0.***
  - Work through all the guides mentioned on the landing page for this one!
- ***Fill out the following forms.***
  - Recitation Preferences (**Required**, even if only to opt out)
  - Problem Set Matchmaker (**Optional**)

This Weekend (Lecture Video)

- ***Indirect Proofs***
  - How do you prove something without actually proving it?
- ***Mathematical Implications***
  - What exactly does “if P, then Q” mean?
- ***Proof by Contrapositive***
  - A helpful technique for proving implications.
- ***Proof by Contradiction***
  - Proving something is true by showing it can't be false.

Next Time (Monday)

- ***Mathematical Logic***
  - How do we formalize the reasoning from our proofs?
- ***Propositional Logic***
  - Reasoning about simple statements.
- ***Propositional Equivalences***
  - Simplifying complex statements.

Appendix:

Proofs as a Dialogue

Proofs as a Dialogue

Let n be an arbitrary odd integer.

Since n is an odd integer, there is an integer k such that $n = 2k + 1$.

Now, let $z = k - 34$.

Proofs as a Dialogue

Let n be an arbitrary odd integer.

Since n is an odd integer, there is an integer k such that $n = 2k + 1$.

Now, let $z = k - 34$.



Proof Writer (You)

Proofs as a Dialogue

Let n be an arbitrary odd integer.

Since n is an odd integer, there is an integer k such that $n = 2k + 1$.

Now, let $z = k - 34$.



Proof Writer (You)



Proof Reader

Proofs as a Dialogue

Let n be an arbitrary odd integer.

Since n is an odd integer, there is an integer k such that $n = 2k + 1$.

Now, let $z = k - 34$.



Proof Writer (You)



Proof Reader

Proofs as a Dialogue

Let n be an arbitrary odd integer.

Since n is an odd integer, there is an integer k such that $n = 2k + 1$.

Now, let $z = k - 34$.

$n = 137$

Reader *Picks*



Proof Writer (You)



Proof Reader

Proofs as a Dialogue

Let n be an arbitrary odd integer.

Since n is an odd integer, there is an integer k such that $n = 2k + 1$.

Now, let $z = k - 34$.

$n = 137$

Reader *Picks*



Proof Writer (You)



Proof Reader

Proofs as a Dialogue

Let n be an arbitrary odd integer.

Since n is an odd integer, there is an integer k such that $n = 2k + 1$.

Now, let $z = k - 34$.

$n = 137$

Reader *Picks*

$k = 68$

Neither *Picks*



Proof Writer (You)



Proof Reader

Proofs as a Dialogue

Let n be an arbitrary odd integer.

Since n is an odd integer, there is an integer k such that $n = 2k + 1$.

Now, let $z = k - 34$.

$n = 137$

Reader *Picks*

$k = 68$

Neither *Picks*



Proof Writer (You)



Proof Reader

Proofs as a Dialogue

Let n be an arbitrary odd integer.

Since n is an odd integer, there is an integer k such that $n = 2k + 1$.

Now, let $z = k - 34$.



Proof Writer (You)

$z = 34$

Writer *Picks*

$k = 68$

Neither *Picks*

$n = 137$

Reader *Picks*



Proof Reader

Proofs as a Dialogue

Let n be an arbitrary odd integer.

Since n is an odd integer, there is an integer k such that $n = 2k + 1$.

Now, let $z = k - 34$.



Proof Writer (You)

$z = 34$

Writer *Picks*

$k = 68$

Neither *Picks*

$n = 137$

Reader *Picks*



Proof Reader

Proofs as a Dialogue

Let n be an arbitrary odd integer.

Since n is an odd integer, there is an integer k such that $n = 2k + 1$.

Now, let $z = k - 34$.



Proof Writer (You)

$z = 34$

Writer *Picks*

$k = 68$

Neither *Picks*

$n = 137$

Reader *Picks*



Proof Reader

Since

r

Now, let $z = k - 34$.

Each of these variables has a distinct, assigned value.

Each variable was either picked by the reader, picked by the writer, or has a value that can be determined from other variables.



$z = 34$

Writer *Picks*

$k = 68$

Neither *Picks*

$n = 137$

Reader *Picks*



Proof Writer (You)

Proof Reader

Who Owns What?

- The ***reader*** chooses and owns a value if you use wording like this:
  - Pick a natural number n.
  - Consider some $n \in \mathbb{N}$.
  - Fix a natural number n.
  - Let n be a natural number.
- The ***writer*** (you) chooses and owns a value if you use wording like this:
  - Let $r = n + 1$.
  - Pick $s = n$.
- ***Neither*** of you chooses a value if you use wording like this:
  - Since n is even, we know there is some $k \in \mathbb{Z}$ where $n = 2k$.
  - Because n is odd, there must be some integer k where $n = 2k + 1$.

Proofs as a Dialogue

Let x be an arbitrary even integer.

Then for any even x, we know that $x+1$ is odd.



Proof Writer (You)



Proof Reader

Proofs as a Dialogue

Let x be an arbitrary even integer.

Then for any even x, we know that $x+1$ is odd.



Proof Writer (You)



Proof Reader

Proofs as a Dialogue

Let x be an arbitrary even integer.

Then for any even x, we know that $x+1$ is odd.



Proof Writer (You)

$x = 242$

Reader *Picks*



Proof Reader

Proofs as a Dialogue

Let x be an arbitrary even integer.

Then for any even x, we know that $x+1$ is odd.



Proof Writer (You)

$x = 242$

Reader *Picks*



Proof Reader

Proofs as a Dialogue

Let x be an arbitrary even integer.

Then for any even x, we know that $x+1$ is odd.



Proof Writer (You)

$x = 242$

Reader *Picks*



Proof Reader

Proofs as a Dialogue

Let x be an arbitrary even integer.

Then for any even x, we know that $x+1$ is odd.



Proof Writer (You)

$x = 242$

Reader *Picks*



Proof Reader

Proofs as a Dialogue

Let x be an arbitrary even integer.

Then for any even x, we know that $x+1$ is odd.

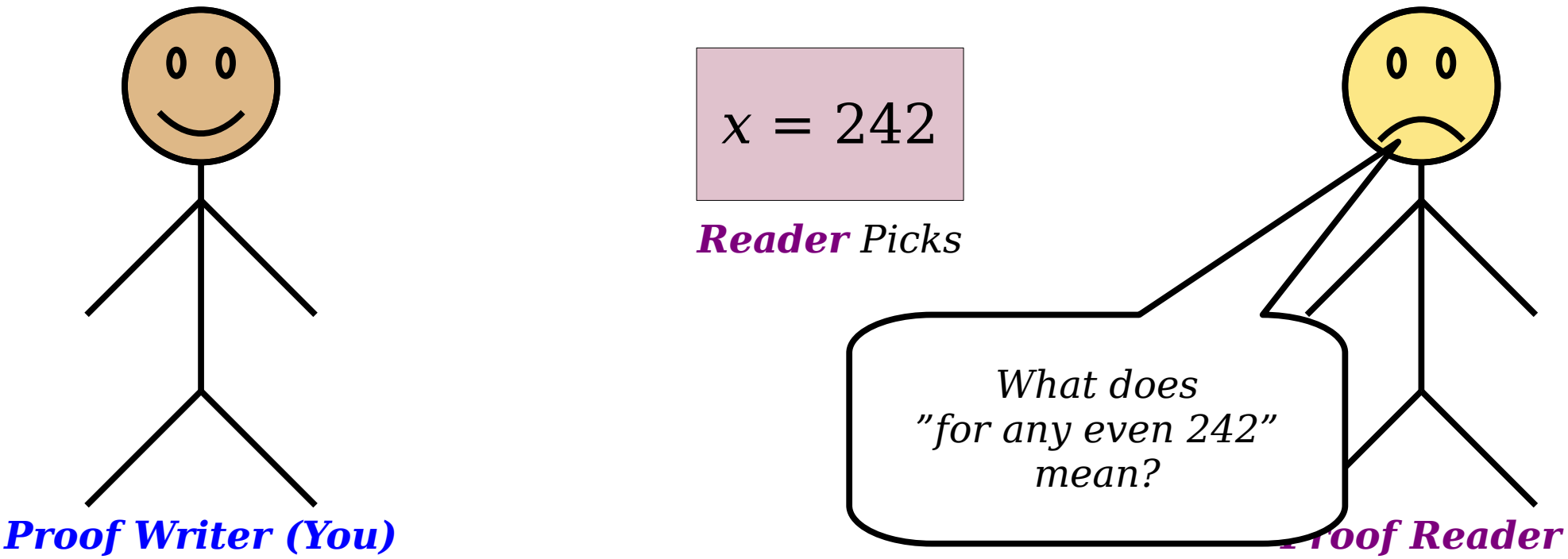

Proofs as a Dialogue

Let x be an arbitrary even integer.

Since x is even, we know that $x+1$ is odd.



Proof Writer (You)



Proof Reader

Proofs as a Dialogue

Let x be an arbitrary even integer.

Since x is even, we know that $x+1$ is odd.



Proof Writer (You)



Proof Reader

Proofs as a Dialogue

Let x be an arbitrary even integer.

Since x is even, we know that $x+1$ is odd.



Proof Writer (You)

$x = 242$

Reader *Picks*



Proof Reader

Proofs as a Dialogue

Let x be an arbitrary even integer.

Since x is even, we know that $x+1$ is odd.



Proof Writer (You)

$x = 242$

Reader *Picks*



Proof Reader

Every variable needs a value.

Avoid talking about "all x" or "every x" when manipulating something concrete.

To prove something is true for any choice of a value for x, let the reader pick x.

Once you've said something like

Let x be an integer.
Consider an arbitrary $x \in \mathbb{Z}$.
Pick any x.

Do not say things like the following:

This means that ***for any*** $x \in \mathbb{Z}$ ...
So ***for all*** $x \in \mathbb{Z}$ ...

Proofs as a Dialogue



Proof Writer (You)



Proof Reader

Proofs as a Dialogue

Pick two integers m and n where $m+n$ is odd.

Let $n = 1$, which means that $m+1$ is odd.



Proof Writer (You)



Proof Reader

Proofs as a Dialogue

Pick two integers m and n where $m+n$ is odd.

Let $n = 1$, which means that $m+1$ is odd.



Proof Writer (You)



Proof Reader

Proofs as a Dialogue

Pick two integers m and n where $m+n$ is odd.

Let $n = 1$, which means that $m+1$ is odd.



Proof Writer (You)

$m = 103$

Reader *Picks*

$n = 166$

Reader *Picks*



Proof Reader

Proofs as a Dialogue

Pick two integers m and n where $m+n$ is odd.

Let $n = 1$, which means that $m+1$ is odd.



Proof Writer (You)

$m = 103$

Reader *Picks*

$n = 166$

Reader *Picks*



Proof Reader

Proofs as a Dialogue

Pick two integers m and n where $m+n$ is odd.

Let $n = 1$, which means that $m+1$ is odd.



Proof Writer (You)

$m = 103$

Reader *Picks*

$n = 166$

Reader *Picks*



Proof Reader

Proofs as a Dialogue

Pick two integers m and n where $m+n$ is odd.

Let $n = 1$, which means that $m+1$ is odd.



Proof Writer (You)

$m = 103$

Reader *Picks*

$n = 166$

Reader *Picks*



Proof Reader

Proofs as a Dialogue

Let $n = 1$.

Pick any integer m where $m+1$ is odd.



Proof Writer (You)



Proof Reader

Proofs as a Dialogue

Let $n = 1$.

Pick any integer m where $m+1$ is odd.



Proof Writer (You)



Proof Reader

Proofs as a Dialogue

Let $n = 1$.

Pick any integer m where $m+1$ is odd.



Proof Writer (You)

$n = 1$

Writer *Picks*



Proof Reader

Proofs as a Dialogue

Let $n = 1$.

Pick any integer m where $m+1$ is odd.



Proof Writer (You)

$n = 1$

Writer *Picks*



Proof Reader

Proofs as a Dialogue

Let $n = 1$.

Pick any integer m where $m+1$ is odd.

$m = 166$

Reader *Picks*

$n = 1$

Writer *Picks*



Proof Writer (You)



Proof Reader

Proofs as a Dialogue

Let $n = 1$.

Pick any integer m where $m+1$ is odd.



Proof Writer (You)

$m = 166$

Reader *Picks*

$n = 1$

Writer *Picks*



Proof Reader

Proofs as a Dialogue

Let $n = 1$.

Pick any integer m where $m+1$ is odd.

Do we even need n here?

$m = 166$

Reader *Picks*

$n = 1$

Writer *Picks*



Proof Writer (You)



Proof Reader

Proofs as a Dialogue

Pick any integer m where $m+1$ is odd.



Proof Writer (You)



Proof Reader

Proofs as a Dialogue

Pick any integer m where $m+1$ is odd.

$m = 166$

Reader *Picks*



Proof Writer (You)



Proof Reader

Be mindful of who owns what variable.

Don’t change something you don’t own.

You don’t always need to name things, especially if they already have a name.